

J. A. BURCHARD.  
 Bag Tie and Address Holder.

No. 210,004.

Patented Nov. 19, 1878.

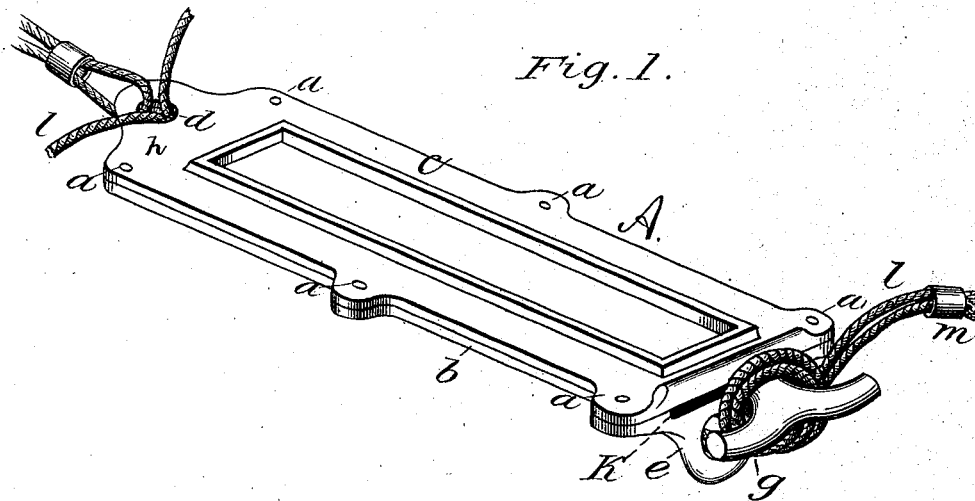


Fig. 1.

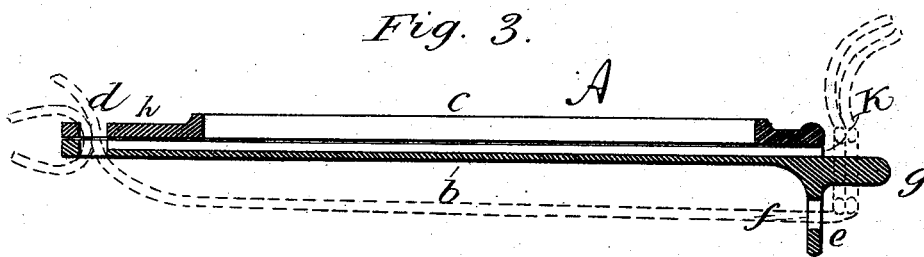


Fig. 3.

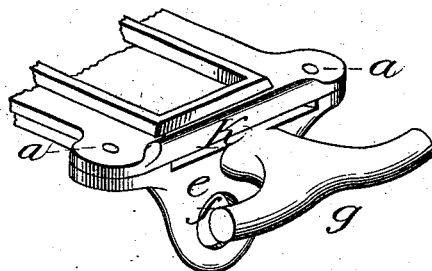


Fig. 2.

Attest:

Inventor.

Nevell Greenaway  
 Weston Hunt.

John A Burchard  
 per Horatio C Burchard  
 his attorney

# UNITED STATES PATENT OFFICE.

JOHN A. BURCHARD, OF FREEPORT, ILLINOIS.

## IMPROVEMENT IN BAG-TIE AND ADDRESS-HOLDER.

Specification forming part of Letters Patent No. 210,004, dated November 19, 1878; application filed March 19, 1878.

*To all whom it may concern:*

Be it known that I, JOHN A. BURCHARD, of the city of Freeport, county of Stephenson, and State of Illinois, have invented certain new and useful Improvements in Bag-Tie and Address-Holder, and method of operating the same; and I hereby declare the following is a full and complete description of the construction and operation of the same, reference being had to the accompanying drawings, making a part of this specification, in which—

Figure 1 is a perspective view. Fig. 2 is an end sectional view. Fig. 3 is a longitudinal section.

The device consists of a block having an opening or eye, for its permanent attachment to a bag with a cord, as shown, or other suitable material; also through which opening or eye the ends of the cord may be passed after it has encircled the upper part of a bag, and beyond this a pendent lug, with an eye therein, through which the ends of the cord are also to be passed, and immediately beyond the lug and eye a T-head, upon which the cord is to be wound and secured.

The block is preferably made to contain a chamber for the purpose of holding an address card or slip. This chamber has its mouth so arranged relatively to the neck of the T-head that the cord when tied closes it and prevents the escape of the address-card.

In the drawings, A represents the block, which is shown of an oblong shape, to provide for an address-chamber. It may be cast whole of one piece; but when formed with an address-chamber I prefer to make it of a lower plate, *b*, having the T-head, lug and eye formed therewith, and an upper skeleton-plate, *c*, riveted to *b* at the points *a a*. This upper plate, *c*, may have the grooves for the address-slip formed therein, the top of the plate *b* then being formed perfectly flat; or, reciprocally, the plate *b* may be formed with said grooves, and the bottom of plate *c* be flat. At one end of the block is formed the eye *d*, for the purpose of attaching the block to the bag, and for the passage of the cord used to close the mouth of the bag. This eye may be formed in a prolongation, *h*, of either plate *b* or

plate *c*. It is shown as passing through both. At the other end, beneath, is a lug, *e*, through which is pierced the eye *f*. Immediately above said lug, and in about the same plane with the prolongation *h* at the first end, is a neck, terminating in a T-head, *g*. The opening *k* for the insertion of the slip or card is immediately at the base of this neck.

The best method of adjusting the cord for use is to fasten the cord at a point on the bag equidistant from where the block A is attached; then reeve the ends of the cord through eyelet-holes formed in the hem of the bag near its mouth; then pass the ends through the eye *d*, thence through the eye *f*, and form a knot or stop, *m*, of sufficient size to prevent the withdrawal of the ends of the cord.

It is obvious that there are various other modes of applying the fastening, and that one end of the cord may, for certain purposes, be permanently attached to the eye *d*, and the device thereby made applicable to or removable from bags at will.

The operation is as follows: The cord having been adjusted as hereinbefore described, the block is steadied with one hand while with the other the cord is drawn taut, which being done it is given a half-hitch about the T-head, and the fastening is complete.

When the device is formed with an address-chamber, as hereinbefore described, the address-slip should be inserted before the fastening is made. The hitch of the cord about the neck of the T-head will then securely retain the slip in place.

But I do not limit myself to the device only when formed with an address-chamber; nor do I limit myself to the device formed oblong and with two eyes, since it is evident that if the address-chamber be omitted the part beyond the T-head and lug *e* may also be omitted, and, if desired, an eye provided immediately in the rear of said lug for the attachment of the device to the bag or cord.

Having thus described my invention, what I claim, and desire to secure by Letters Patent, is—

1. The block A, having the perforated lug

and T-head, with or without eye *d*, substantially as and for the purpose described.

2. The block A, having the T-head and perforations, as set forth, and formed with an address-chamber, the mouth of which opens at the base of the T-head, substantially as described.

3. The combination, with block A, having the eye or eyes and T-head, of the cord provided with stop *m*, substantially as described.

JOHN A. BURCHARD.

In presence of—

JESSE BURCHARD,  
EDWARD P. BARTON.