

P. SCHULTES & C. WALTER.
Folding-Leg for Sofa-Bedstead.

No. 210,156.

Patented Nov. 19, 1878.

Fig. 1

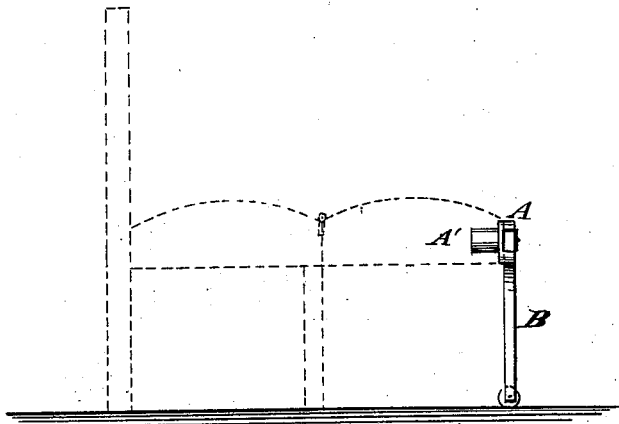


Fig. 2

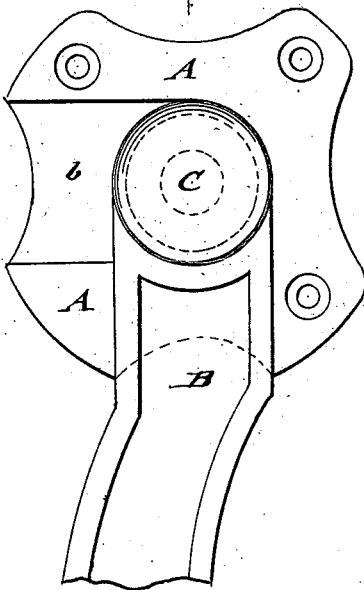
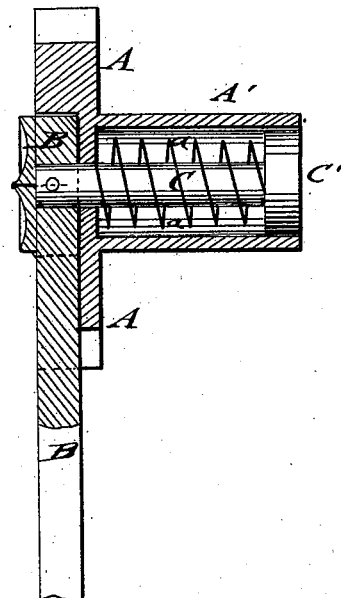


Fig. 3



WITNESSES:

C. Novell
C. Desjardis

INVENTOR:

P. Schultes
C. Walter
BY *Mumford & Co.*

ATTORNEYS.

UNITED STATES PATENT OFFICE.

PETER SCHULTES AND CHRISTIAN WALTER, OF MENDOTA, ILLINOIS.

IMPROVEMENT IN FOLDING LEGS FOR SOFA-BEDSTEADS.

Specification forming part of Letters Patent No. **210,156**, dated November 19, 1878; application filed March 8, 1878.

To all whom it may concern:

Be it known that we, PETER SCHULTES and CHRISTIAN WALTER, of Mendota, in the county of La Salle and State of Illinois, have invented a new and Improved Sofa-Leg, of which the following is a specification:

In the accompanying drawing, Figure 1 represents a side view of our improved leg for folding sofa-beds and bed-lounges, shown in position to support the folding section of a sofa or lounge, which is indicated in dotted lines; and Figs. 2 and 3 are, respectively, a front view and a vertical transverse section on line *x x*, Fig. 2.

Similar letters of reference indicate corresponding parts.

This invention is designed to furnish for the folding bed-lounges and sofas in general use an improved leg that may be locked securely into position lengthwise along the frame of the swinging section of the lounge or sofa bed, or at right angles thereto, it being rigidly secured so as to prevent rattling and shaking when in use.

The invention consists of a sofa-leg swinging by a sliding and spring-acted pivot-pin in a socket of a face-plate attached to the swinging section of bed sofa or lounge, and locked to a rectangular recess of the same, either sidewise or at right angles to the swinging section.

Referring to the drawing, A represents the face-plate of our improved sofa-leg, which is secured to the frame of the folding section of the sofa bed or lounge and provided with a socket-tube, A', at the back of the plate, which socket-tube is set into a mortise of the frame of the folding section.

The sofa-leg B swings by a pivot-pin, C, with enlarged or piston-shaped rear end, C', in the socket-tube A', being guided therein and acted upon by a spiral spring, *a*, interposed between the face-plate and the enlarged rear end of

the pivot-pin. The pivot-pin is secured to the sofa-leg B by a cross-pin, or in any other suitable manner. The face-plate is provided with a rectangular recess, *b*, that admits the locking of the leg into the direction of either side of the recess, so as to be in line with the frame of the swinging section or at right angles thereto, for the purpose of folding the leg B out of the way or swinging it down for supporting the folding section.

The leg is first drawn back on the spring-acted pivot-pin sufficiently to clear the recess, then turned, and, when arriving at the other side of the recess, allowed to spring back by the action of the locking-spring, being then retained rigidly in position by the recess of the face-plate bearing on the upper end of the leg, and by the enlarged guide end of the pivot-pin.

In this manner the leg is adjusted to the open or closed position of the folding section of the sofa bed or lounge without causing any annoyance by rattling or shaking or unstable action, while supporting it in steady and reliable position.

We are aware that it is not new to lock a pivoted leg in a horizontal or vertical position by a bearing-plate having two notches or seats, said notches being separated by a lug mounted on a spring-bearing to adapt it to be depressed in order to fold and unfold the leg, as shown in patent No. 199,320; but

What we claim is—

The leg of a sofa or other article of furniture turning upon a spring-pin, in combination with the face-plate A, having a vertical and horizontal groove, as shown and described.

PETER SCHULTES.
CHRISTIAN WALTER.

Witnesses:

HERMAN C. ARNOLD,
FRITZ WIESCHENDORFF.