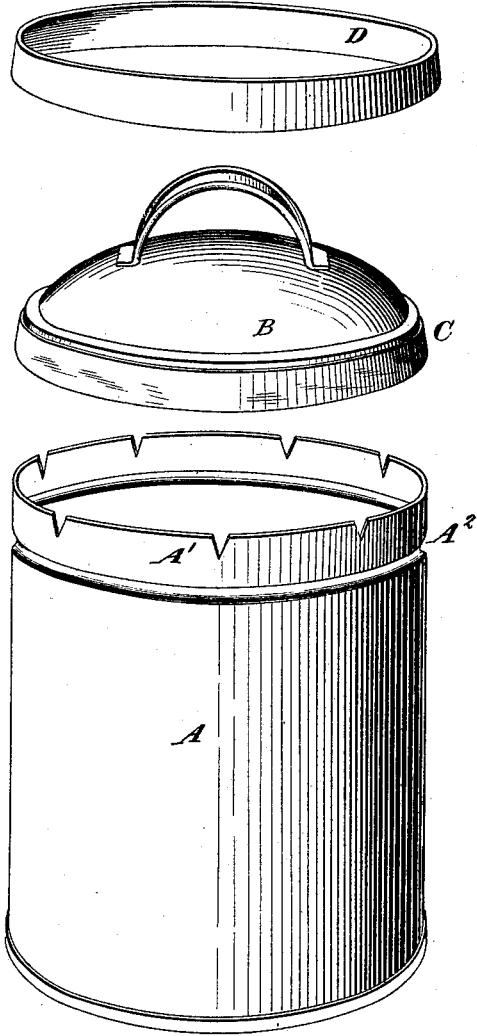


M. G. GRAHAM.  
Fruit-Can.

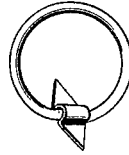
No. 210,320.

Patented Nov. 26, 1878.

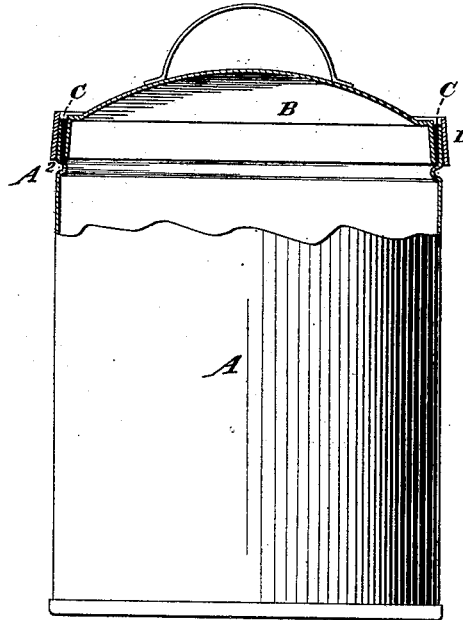
*Fig. 1.*



*Fig. 3.*



*Fig. 2.*



*Witnesses.*  
*A. Ruppersch,*  
*J. S. Mason.*

*M. G. Graham*  
*Inventor.*  
*D. P. Holloway & Co*  
*Attys.*

# UNITED STATES PATENT OFFICE.

MILES G. GRAHAM, OF COBLESKILL, NEW YORK.

## IMPROVEMENT IN FRUIT-CANS.

Specification forming part of Letters Patent No. **210,320**, dated November 26, 1878; application filed June 5, 1878.

*To all whom it may concern:*

Be it known that I, MILES G. GRAHAM, of Cobleskill, Schoharie county, State of New York, have invented new and useful Improvements in Fruit-Cans, of which the following is a specification:

My invention has for its object the construction of a fruit-can of sheet metal, to which the cover may be attached by an air-tight joint without soldering.

In the annexed drawing, making a part of this specification, Figure 1 is a perspective view of the clamping-ring, the flanged cover, and flexible-edged can. Fig. 2 is a sectional elevation, showing the can with the parts attached. Fig. 3 is a perspective view of a ring which may be attached to the cover, instead of the handle shown in Figs. 1 and 2.

The same letters are employed in all the figures in the indication of identical parts.

A is the can, the edge A<sup>1</sup> of which has notches cut in it, as shown, so as to give flexibility thereto. B is a cover, which sets in the upper end of the can, and rests upon a fillet, A<sup>2</sup>, which prevents the cover being forced into the can by atmospheric or other pressure.

I have shown the cover as being convex. For packing purposes it will be preferable to make it flat, and in such case I prefer to use the ring for a handle, as it may be turned down on top of the cover in packing the cans. C is a band of india-rubber, which surrounds the flange of the cover, which latter is made to flare outwardly. D is a ring of metal, which is correspondingly flared, so that when the cover, with the elastic ring attached, has

been placed inside the edge of the can, resting on the fillet, the external ring, D, may be driven down over the flexible edge of the can, and set it down close upon the elastic packing, so as to form an air-tight joint.

The can is filled in the ordinary manner with the hot fruit, and the cover applied and secured as described.

To remove the cover, the exterior band, D, is knocked off. Then the blade of a knife is inserted between the flexible projections upon the edge of the can, and the points are set out, so as to permit the withdrawal of the cover. Air may be admitted by forcing back the edge of a can very slightly, so as not to spoil the can, or by puncturing a small hole, which may afterward be closed by solder when the can is refilled.

What I claim as my invention, and desire to secure by Letters Patent, is—

1. The combination of a can, A, constructed with a flexible edge, A<sup>1</sup>, the cover B, with a flaring flange, elastic packing C, and flaring compressing-ring D, substantially as set forth.

2. The combination of the flexible-edged can A, constructed with a fillet, A<sup>2</sup>, the cover, with a flaring flange, resting on the fillet, and the flaring compressing-ring D, substantially as set forth.

In testimony that I claim the foregoing as my own I affix my signature in presence of two witnesses.

M. G. GRAHAM.

Witnesses:

W. H. WEEKS,  
N. D. OLMSTEAD.