

G. F. HOLLIS.
Counter-Guide.

No. 210,327.

Patented Nov. 26, 1878.

Fig:1.

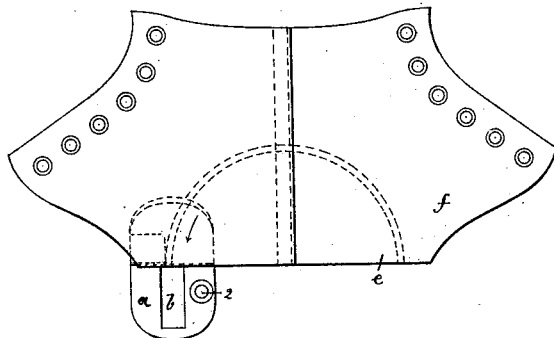


Fig:2.

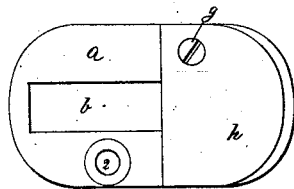


Fig:3.

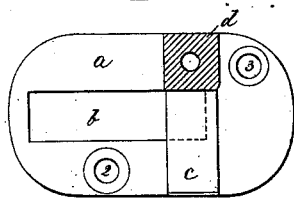
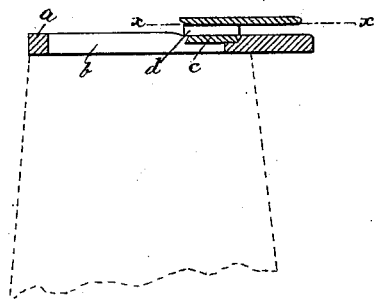


Fig:4.



Witnesses:
Fred. Mills
N. O. Whitney

Inventor:
George F. Hollis
by Crosby & Ingony

UNITED STATES PATENT OFFICE.

GEORGE F. HOLLIS, OF MARLBOROUGH, MASSACHUSETTS, ASSIGNOR OF ONE-HALF HIS RIGHT TO GEORGE S. RUSSELL, OF SAME PLACE.

IMPROVEMENT IN COUNTER-GUIDES.

Specification forming part of Letters Patent No. **210,327**, dated November 26, 1878; application filed April 10, 1878.

To all whom it may concern:

Be it known that I, GEORGE F. HOLLIS, of Marlborough, county of Middlesex, State of Massachusetts, have invented an Improvement in Counter-Guides, of which the following is a specification:

This invention relates to a counter-guide to guide the counter, so that it may be presented correctly underneath the quarter at the heel to be stitched on a sewing-machine, such as commonly employed for shoe-work.

The invention consists in a counter-guide attached to the removable throat-plate of a so-called "wax-thread machine" in advance of the needle.

Figure 1 represents the throat-plate and attached counter-guide with a quarter and counter in the position they will occupy when the needle is about to commence the formation of the stitch. Fig. 2 is a top view of the throat and guide; Fig. 3, a section on line *x x* of Fig. 4, which is a longitudinal section of Fig. 2.

The throat-plate *a* represented in the drawings is like that commonly used in the well-known chain-stitch wax-thread machine commonly called the "Union," such machine employing a hooked needle and cast-off, and having a movable throat-piece or feeding portion, which is reciprocated in the slot *b*. Such a machine is represented in United States Letters Patent No. 89,275. This throat-plate is secured to a post (see dotted lines, Fig. 4) by screws, which pass through holes 2 3 into the post. This throat-plate *a* is grooved transversely, (see Figs. 3 and 4,) to receive within it the base *c* of the counter-guide, a projection, *d*, extending upward therefrom at one end, to receive against its edge next the opening *b*, and guide that edge of the counter *e* (shown in dotted lines Fig. 1) which is to be stitched to the quarter *f* at the heel, the line of stitches following the edge of the counter where it projects above the bottom of the quarter. At the top of this projection *d* is attached, by an adjusting-screw, *g*, the plate *h*, which forms part of the counter-guide, and which separates the counter and quarter as they are moved past the projection *d*.

The throat-plate, instead of having the long slot, may be of any other form common to throat-plates of wax-thread sewing-machines.

The common way of attaching the counter is to first tack or paste it to the quarter, and the quarter being marked to show the proper line for the stitches, they are subsequently united upon a wax-thread machine.

In this my plan this temporary securing of the counter and quarter before sewing is avoided, time is saved, and the work is smoother and better done, as the counter is not stretched or strained.

The counter to be stitched to the quarter may be of any usual shape.

The center of the counter is placed at the center or heel seam of the quarter, and held by hand, as shown in Fig. 1, so that the counter presses between plate *h* and the throat-plate *a*, one edge of such counter resting against the projection *d*, while above the plate *h* is laid the quarter.

After the first stitch is made the quarter and counter are turned while held by hand, and the edge of the counter is kept in contact with the projection *d*, and the stitches are made to follow about the counter near its upper edge. The distance of this stitching from the edge of the counter may be changed at will by adjusting the base portion *c* laterally through the screw *g*, it being adapted to extend through the projection *d* and bear against a portion of the throat-plate.

I do not broadly claim a guide with a projection extending forward over it, as shown. Nor do I claim, broadly, a separating-plate for the two materials.

This invention is applicable to both shoes and boots.

I claim—

As an improved article of manufacture, the throat-plate, adapted to be secured to the post, and its attached counter-guide, adapted to operate substantially as described.

In testimony whereof I have signed my name to this specification in the presence of two subscribing witnesses.

GEORGE F. HOLLIS.

Witnesses:

G. W. GREGORY,
N. E. WHITNEY.