

W. HYATT.
Fence.

No. 210,423.

Patented Dec. 3, 1878.

Fig. 1.

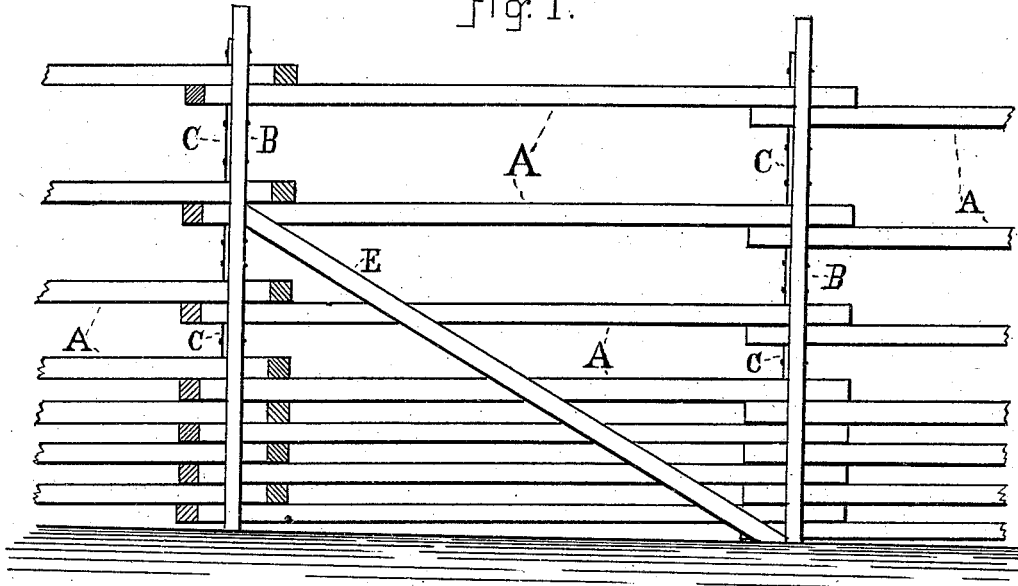


Fig. 2.

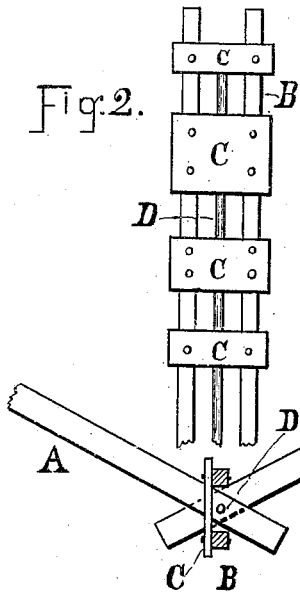
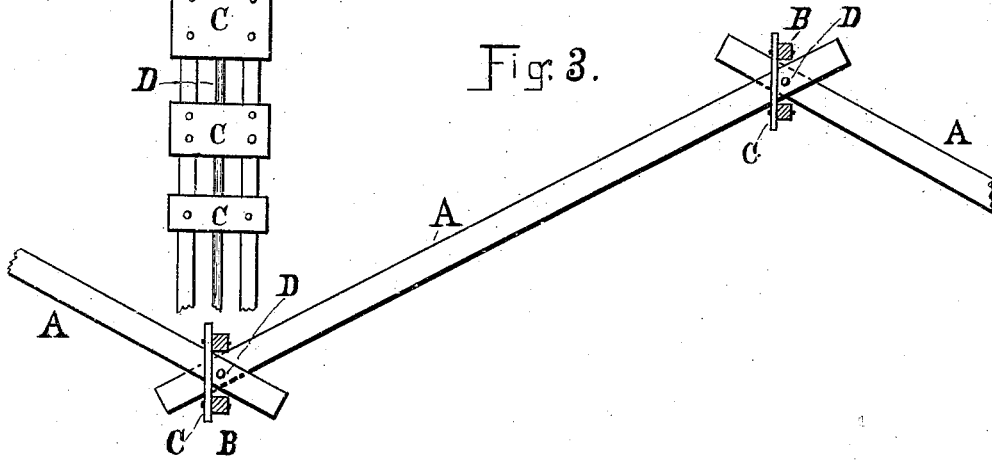


Fig. 3.



WITNESSES.

Wm. C. Moore
Jno. D. Patten

INVENTOR.

William Hyatt
PER
C. Bradford
ATTORNEY.

UNITED STATES PATENT OFFICE.

WILLIAM HYATT, OF REXVILLE, INDIANA.

IMPROVEMENT IN FENCES.

Specification forming part of Letters Patent No. **210,423**, dated December 3, 1878; application filed May 9, 1878.

To all whom it may concern:

Be it known that I, WILLIAM HYATT, of the town of Rexville, county of Ripley and State of Indiana, have invented certain new and useful Improvements in Fences, of which the following is a specification:

Reference is had to the accompanying drawings, which are made a part hereof, and on which similar letters of reference indicate similar parts.

Figure 1 is a side elevation of a fence embodying my invention. Fig. 2 is a view of the stakes of the fence and the slats which connect them when turned at right angles from the position shown in Fig. 1. Fig. 3 is a plan view of the fence.

The object of my said invention is to produce an ordinary rail-fence which shall be durable and permanent, and which shall not be liable to be overturned by stock or blown down by the wind. This object is fully accomplished by the construction and means hereinafter described.

In the drawings, those portions marked A represent ordinary fence-rails; B, the stakes thereto; C, slats nailed to the stakes, and which connect said stakes together; D, a bar or rod, which passes through the ends of the fence-rails, and which serves to hold them from sliding endwise and to stiffen the fence; and E a brace, which may be applied where the fence is situated on a very steep hill-side, or wherever it may be thought desirable.

In constructing this fence the rails are first laid up, one above the other, in the ordinary manner, until a sufficient number are in place. The stakes are then driven or set as closely as possible to the rails, in the corners where their

ends cross. The bottom rails are usually left as close together as they will naturally lie for a height of two or three courses from the ground, so that the interstices shall not be large enough for hogs or other small stock to pass through, but, commencing with about the third from the top, I raise the rails and put between them slats or strips of wood, and, drawing the stakes as closely together as possible, nail them firmly in position. I have found by experience that the lowest slat should be about five inches wide to give the best result, the second about eight inches, and the third about twelve inches. I also usually nail a narrow strip to the stakes over the top of the top rail. One inch will usually be found the proper thickness for these strips.

This construction gives an exceedingly strong fence, and one that does not easily get out of repair. Its efficiency cannot be questioned, and its cost is less than that of the same style of fence as commonly built, as it takes less rails to reach the same height.

Having thus fully described my said invention, what I claim as new, and desire to secure by Letters Patent, is—

A fence composed of the rails A, stakes B, slats or cross-ties C, and upright bars or rods D, all substantially as herein shown and described, and for the purpose specified.

In witness whereof I have hereunto set my hand and seal at Rexville, Indiana, this 24th day of April, A. D. 1878.

WILLIAM HYATT. [L. S.]

In presence of—

RUSSELL T. OLMSTED,
JAMES M. NOYES.