

D. W. PAGE,
Book-Cover Protectors.

No. 210,432.

Patented Dec. 3, 1878.

Fig. 1

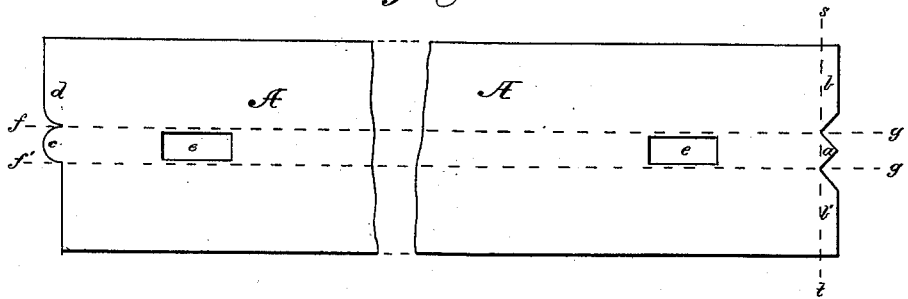


Fig. 2

Fig. 3

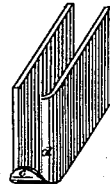
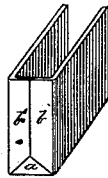
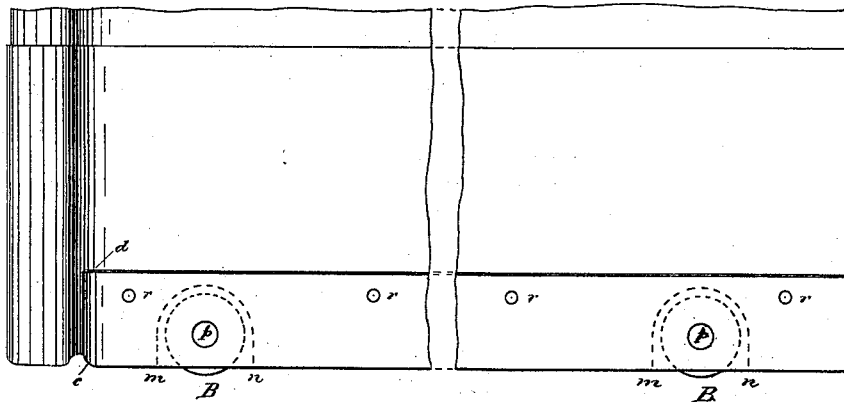


Fig. 4



WITNESSES.
Jesse Cooy Jr.
Wm. Stanley

INVENTOR-
Daniel W. Page
Per W. E. Dayton
Atty.

UNITED STATES PATENT OFFICE.

DANIEL W. PAGE, OF CHICAGO, ILLINOIS.

IMPROVEMENT IN BOOK-COVER PROTECTORS.

Specification forming part of Letters Patent No. **210,432**, dated December 3, 1878; application filed May 14, 1878.

To all whom it may concern:

Be it known that I, DANIEL W. PAGE, of Chicago, Cook county, Illinois, have invented certain new and useful Improvements in Book-Carriages and Combined Edge and Corner Guards, of which the following, taken together with the accompanying drawings, herein referred to, is a full and accurate specification.

My invention relates to a metallic covering of the lower front and rear corners and the intervening edge of heavy books for the protection of these parts, and also to supply secure bearings for rollers.

It consists in a continuous guard formed from a single piece of sheet metal, to embrace both corners and the edge of the book, and in a blank cut in such shape at its outer end that when bent to form the guard its meeting edges lie in the front face or edge of the cover, giving unbroken metal surface at each angle.

Figure 1 represents the blank from which the continuous edge and corner guard is formed. Fig. 2 shows the front end of the finished guard, and the course and position of the meeting edges of the blank. Fig. 3 shows the rear end of the guard as it is formed to embrace the heel or rear bottom corner, and Fig. 4 is a side view of the guard applied to the cover and provided with rollers.

The sheet from which the blank is cut is preferably of brass. At the end intended to cover the outer corner of the cover the blank is notched, as shown, to leave the projections *a*, *b*, and *b'*. The inner angles of the notches are in the lines *f g*, *f' g'*, and *s t*, in which it is proposed to bend the blank to form the guard; and the projections are of such form that when the guard is completed their meeting edges lie in the end of the guard, as shown in Fig. 2. Each angle thus presents a continuous or unbroken metal surface. When the guard is applied to the cover, the projections *c* and *d* are bent to firmly clasp the heel thereof, as shown in Fig. 4, and as separately seen in Fig. 3.

If desired, rollers *B B* are inserted into the guard, and pivoted at *p p*, to project slightly through openings *e e*, Fig. 1.

The cover is notched to receive the rollers, as indicated by the dotted lines *m n*, and the

guard is vertically held in place upon the cover by rivets *r r*, or otherwise.

In a carriage or guard for the class of heavy books to which my continuous guard is intended to be applied, great strain at times falls upon the fastenings, and they frequently become loosened or disengaged. All parts of the bottom edge, moreover, together with both corners, are found to equally require protection. In the continuous guard and double corner-protector above described both these requirements are fully and simultaneously met. Claspings both ends of the bottom, longitudinal movement of the guard is prevented, and the rivets are necessary for little more than to hold the guard upon the cover. At the same time the metal which forms the tie by which the end clasps are made to thus co-operate serves to furnish a continuous protection to the entire bottom edge.

The advantages of forming the blank to bring the meeting edges of a corner-guard in the face instead of in two angles of the cover-edge, as heretofore done, will be obvious. No movement of the book can tend to lift either edge; but, on the other hand, the blows to which the corner is most subject will tend to press them inward, tightening instead of loosening the guard.

Having thus described my invention, what I claim, and desire to secure by Letters Patent, is—

1. A combined corner and edge book-cover guard made from a continuous piece of sheet metal, and bent inwardly upon both front and rear corners and the intervening edge, substantially as described, and for the purposes set forth.

2. The sheet-metal book-cover corner-guard having the meeting edges of the metal in the face of the cover-edge, substantially as shown, and for the purposes specified.

3. The blank *A*, Fig. 1, notched as shown at *a*, and adapted to be bent upward in the lines *f g* and *f' g'*, to embrace the bottom edge of a book-cover, and inwardly in the line *s t*, to bring the edges of the projections *a*, *b*, and *b'* together upon the face of the front cover-edge, substantially as shown and described.

4. The blank *A*, Fig. 1, notched at one end

to leave the central projection, *c*, and side projection, *d*, adapted, when the guard is formed and applied to the bottom edge of the book-cover, to be bent inward to clasp the rear corner, substantially as shown, and for the purposes stated.

5. The guard *A*, notched and otherwise formed, as shown, to fold and clasp both outer and inner corners and the intervening edge of the book-cover; and provided with the car-

riage-rollers *B*, substantially as described, and for the purpose specified.

In testimony that I claim the above-described invention I hereunto affix my name in the presence of two witnesses.

DANIEL W. PAGE.

Witnesses:

THOS. H. BROWN, Jr.,

WILLIS J. WELLS.