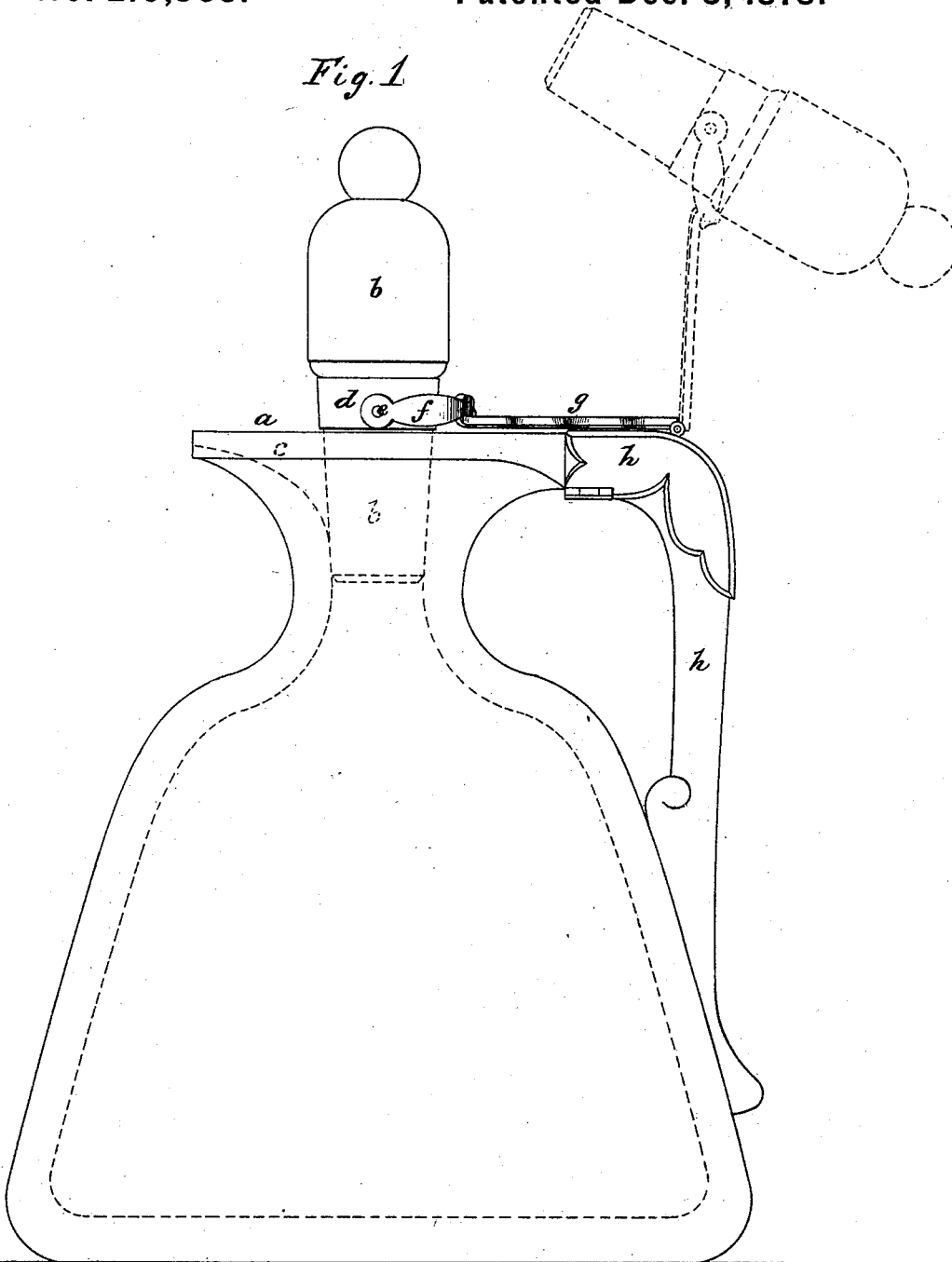


H. W. DEE.
Bottle-Stopper Fasteners.

No. 210,505.

Patented Dec. 3, 1878.

Fig. 1



WITNESSES-

Jas. C. Hutchinson.

Henry S. Hazard.

INVENTOR-


*H. W. Dee, by
Prindle & Co. his Attys*

H. W. DEE.
Bottle-Stopper Fasteners.

No. 210,505.

Patented Dec. 3, 1878.

Fig. 2



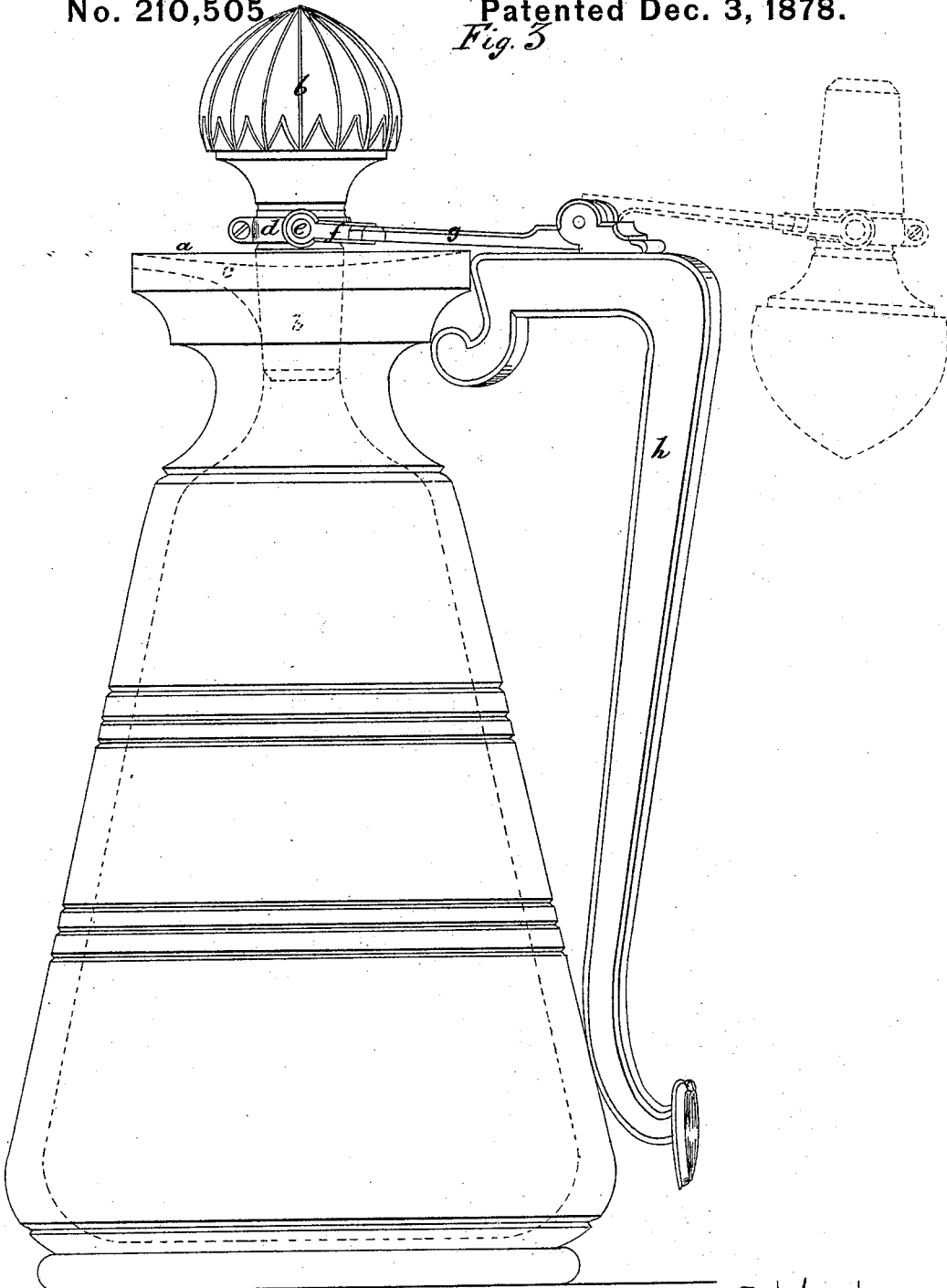
WITNESSES=
Jaob. Hutchinson.
Henry C. Hazard

INVENTOR.
H. W. Dee, by
Prindle & Co. his Attys

H. W. DEE.
Bottle-Stopper Fasteners.

No. 210,505

Patented Dec. 3, 1878.
Fig. 3



WITNESSES—
Jaas. Hutchinson.
Henry C. Hazard.

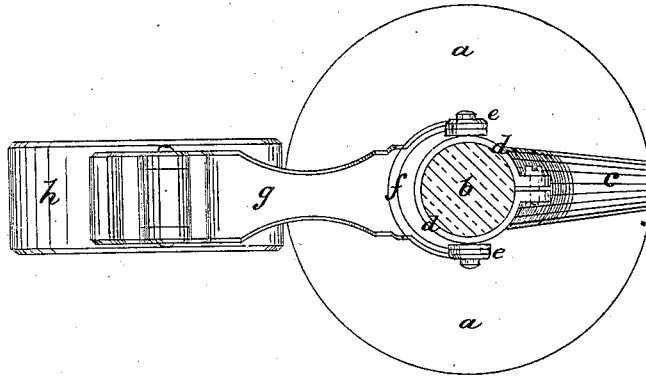
INVENTOR—
H. W. Dee. by
Prindle & Lybie Attys

H. W. DEE.
Bottle-Stopper Fasteners.

No. 210,505.

Patented Dec. 3, 1878.

Fig. 4



WITNESSES-

Jas. C. Hutchinson.

Henry B. Hazard.

INVENTOR.

*H. W. Dee, by
Prindle and his Attys*

UNITED STATES PATENT OFFICE.

HENRY W. DEE, OF SHERWOOD STREET, GOLDEN SQUARE, MIDDLESEX COUNTY, ENGLAND.

IMPROVEMENT IN BOTTLE-STOPPER FASTENERS.

Specification forming part of Letters Patent No. **210,505**, dated December 3, 1878; application filed September 17, 1878.

To all whom it may concern:

Be it known that I, HENRY WILLIAM DEE, of Sherwood street, Golden Square, in the county of Middlesex, England, have invented Improvements in Claret-Jugs, Decanters, and other similar Liquid-Receptacles, of which the following is a full, clear, and exact description, reference being had to the accompanying drawings, making a part of this specification, in which—

Figures 1, 2, and 3 are side elevations of different styles of bottles provided with my improved stopper, the same being closed; and Fig. 4 is a plan view of the upper side of the same, said stopper being removed immediately above the encircling band or strap.

Letters of like name and kind refer to like parts in each of the figures.

This invention relates to improvements in claret-jugs, decanters, and other similar liquid-receptacles, and has for its object the attaching or connecting of a stopper to the jug, decanter, or other similar receptacles, in such a manner as to permit of its easy insertion in and withdrawal from the neck of the said jug or receptacle.

In carrying my invention into effect, I generally, though not necessarily, provide the claret-jug, decanter, or other similar receptacle at its top or neck, with a metal plate or cap, *a*, in the center of which is a hole for the

reception of the stopper *b*, a spout or groove, *c*, leading from this hole to the edge of the metal plate or cap *a*.

The stopper *b* is encircled by a metal band or strap, *d*, provided with little trunnions *e*. These trunnions are pivoted in eyes formed in the forked ends *f* of a lever, *g*, the other end of the lever being hinged or otherwise suitably attached to the handle *h* of the jug or other similar receptacle, or to a projection, *i*, formed on or attached to the metal plate or cap, as seen in Fig. 2.

The length of the lever *g* is so regulated that it acts as a guide to center the stopper in the mouth of the jug, decanter, or other similar receptacle.

I claim—

The forked lever *g*, hinged or otherwise attached to the handle *h* or to the projection *i*, (see Fig. 2,) in combination with the metal band *d*, provided with the trunnions *e*, to take into the eyes in the forked end of the lever, as hereinbefore described, and substantially as shown in the annexed drawings, for the purposes set forth.

HENRY WILLIAM DEE.

Witnesses:

JOHN DE LACY,

CHARLES E. P. WILSON,

Clerks to Messrs. Ridgway Brothers, 2 Waterloo Place, Pall Mall, S. W.