

T. W. B. MURRAY & C. J. BAKER.  
Camp-Bed.

Patented Dec. 3, 1878.

No. 210,550.




Fig. 1.

Fig. 2.

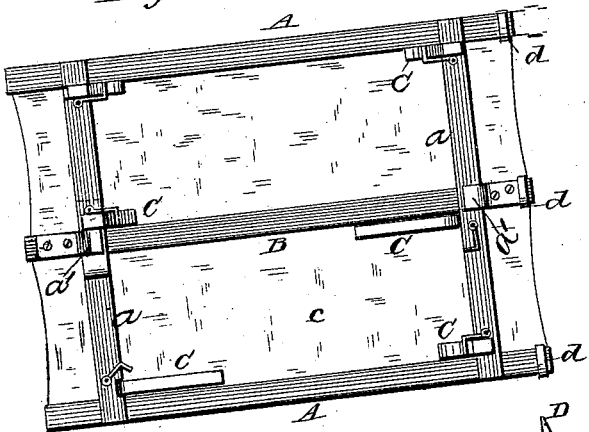


Fig. 4.

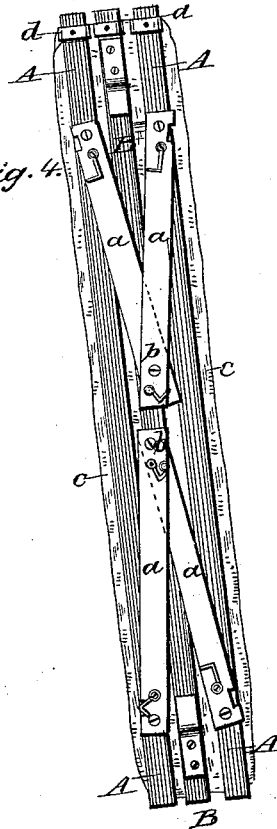
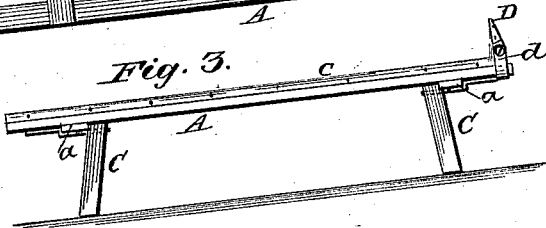


Fig. 3.



Witnesses:  
Ed. G. Dietrich  
George Pinkenburg

Inventor  
Thomas W. B. Murray  
and C. J. Baker  
by Chas. Brown & Co  
Attys

# UNITED STATES PATENT OFFICE.

THOMAS W. B. MURRAY AND CALEB J. BAKER, OF CHICAGO, ILLINOIS.

## IMPROVEMENT IN CAMP-BEDS.

Specification forming part of Letters Patent No. 210,550, dated December 3, 1878; application filed October 23, 1878.

*To all whom it may concern:*

Be it known that we, THOMAS W. B. MURRAY and CALEB J. BAKER, of Chicago, in the county of Cook and State of Illinois, have invented certain new and useful Improvements in Folding Cots or Camp-Beds; and we do hereby declare that the following is a full, clear, and exact description thereof, which will enable others skilled in the art to which it appertains to make and use the same, reference being had to the accompanying drawings, which form a part of this specification, and in which—

Figure 1 is a perspective view of the bed open for use. Fig. 2 is a bottom plan. Fig. 3 is a side view, and Fig. 4 is a view of the bed folded for transportation.

Similar letters of reference indicate corresponding parts in all the figures.

The object of this invention is to construct a camp-bed or cot which shall be capable of being folded into a very small space for convenience in transportation, as will be hereinafter more fully shown and described, with reference to the drawings, in which—

A A represent the outer slats or longitudinal bars, to the under side of the ends of which are pivoted arms *a a*, jointed or pivoted together at the ends, as shown at *b b*, Fig. 4.

B is the central slat or bar, the under side of the ends of which is provided with a bracket, *a'*, to receive the jointed ends of the arms *a a*, as represented in Fig. 1.

Legs or supports C C are pivoted to the inner sides of the slats A A B in such a manner that, when extended, they shall rest against the extended arms *a a*, notched to receive and hold them in such position.

A covering, *c*, of coarse linen, sail-cloth, or other suitable material, is secured to the slats A A B, and one end of the slats is provided with staples *d d*, in which are hinged uprights D D, to which an extension of the covering *c* is tacked or otherwise secured, thus forming the head end of the bed.

From the foregoing description, and by reference to the drawings hereto annexed, the

method of using our improved camp-bed and its advantages will be readily understood. When extended for use, as in Fig. 1, it forms a convenient couch; and when folded, which it can readily be by folding the head end down and folding the legs and pivoted arms *a a*, it is made into a very compact and easily-handled bundle. It is simple, hence strong and durable; and it may be manufactured at a very small expense.

Having thus described our invention, we claim and desire to secure by Letters Patent of the United States—

1. In a folding cot or camp-bed, the frame consisting of the outer slats or bars connected by pivoted arms, in combination with the central slat or bar having brackets for the reception of the said arms when extended, the said slats or bars being all united by the flexible covering, substantially as and for the purpose herein shown and specified.

2. In a folding frame for cots or camp-beds, consisting, essentially, of the bars A A, united by pivoted arms, and bar B, having brackets for the reception of said arms, the folding legs C C, arranged to rest, when extended, against the extended arms *a a*, which are thereby prevented from being displaced, substantially as and for the purpose herein set forth.

3. The improved folding cot or camp-bed herein described, consisting of the outer frame-bars, A A, united by pivoted arms *a a*, central frame-bar, B, having brackets *a' a'*, for the reception of said arms, folding legs or supports C C, pivoted to the sides of bars A A B, hinged uprights or supports D D, and flexible covering *c*, secured to the frame-bars A A B and uprights D D, all in the manner and for the purpose herein shown and specified.

In testimony that we claim the foregoing as our own we have hereto affixed our signatures in presence of two witnesses.

THOMAS W. B. MURRAY.  
CALEB J. BAKER.

Witnesses:

GEORGE DUNLAP,  
EPHRAIM F. WILEY.