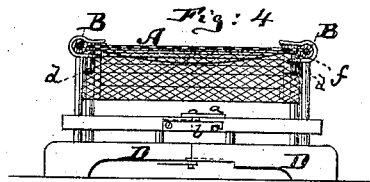
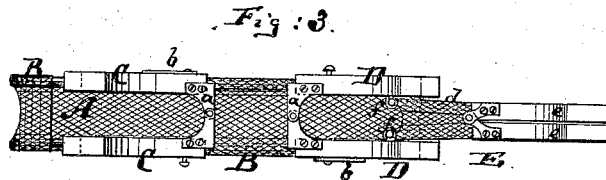
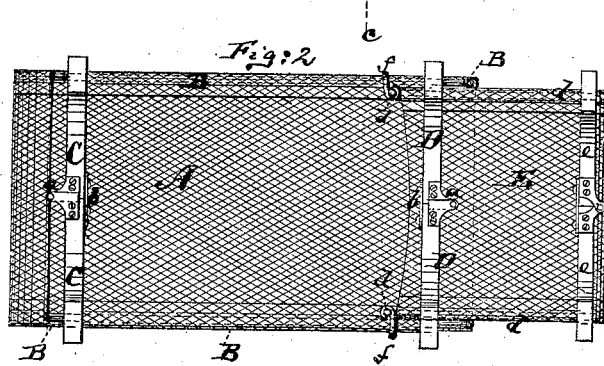
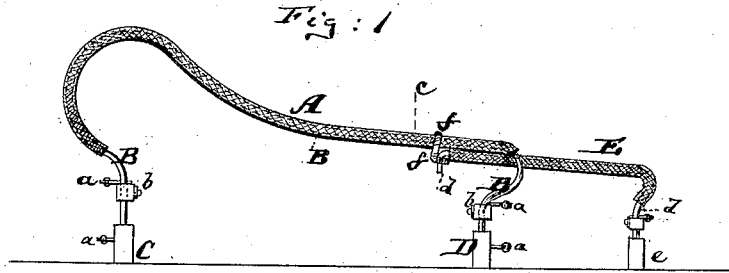


J. T. HATFIELD.
Folding and Extension Bedstead.

No. 210,606.

Patented Dec. 10, 1878.



Witnesses:

John C. Turnbridge
James Turk

Inventor

James Thomas Hatfield
by his attorney
A. B. Briesen

UNITED STATES PATENT OFFICE.

JAMES T. HATFIELD, OF HOBOKEN, NEW JERSEY.

IMPROVEMENT IN FOLDING AND EXTENSION BEDSTEADS.

Specification forming part of Letters Patent No. 210,606, dated December 10, 1878; application filed May 8, 1878.

To all whom it may concern:

Be it known that I, JAMES THOMAS HATFIELD, of Hoboken, in the county of Hudson and State of New Jersey, have invented a new and Improved Extension-Bedstead, of which the following is a specification:

Figure 1 is a side view of my improved extension-bedstead; Fig. 2, a bottom view of the same, showing it extended in position for use; Fig. 3, a bottom view of the same, showing it contracted; Fig. 4, a cross-section thereof on the line *c c*, Fig. 1.

Similar letters of reference indicate corresponding parts in all the figures.

This invention relates to improvements in the class of bedsteads that are composed of flexible fabric stretched over wire side pieces.

The invention consists in the new arrangement of an extension-slide applied to a bedstead and connected thereto, said bedstead having jointed cross-pieces, all as hereinafter more fully described.

In the accompanying drawing, the letter A represents the flexible fabric of suitable kind, which is stretched over the wire frames B B, that constitute the sides of the bedstead. Instead of wire, other material may be used. The ends of these wires are secured in cross-pieces C and D, respectively. Each of these cross-pieces is jointed in the middle, as shown at *a* in Fig. 2, so that it may be folded laterally into a narrow compass, as indicated in Fig. 3, thereby bringing the two wire frames B B close together, and allowing the entire bedstead to be folded into small compass without increasing the length thereof.

When the cross-pieces C D are extended to leave the bedstead in condition for use, they

are held in position by means of hooks or catches *b*, as indicated in Fig. 4.

E is an extension-slide, composed of two frames, *d d*, of wire or other material, that are at their lower ends secured in a cross-piece, *e*, while their upper ends connect with hooks *f*, that engage over the wire frames B B of the main bedstead. The cross-piece *e* is jointed like the other cross-pieces of the bedstead, so that it may also be folded into a narrow compass, as shown in Fig. 3.

The extension-piece E, by means of the sliding hooks *f*, can be moved to enlarge the bedstead lengthwise, as in Figs. 1 and 2, or it can be pushed inward to not enlarge the length of the bedstead. The hooks *f* slide on the side wires, B B, during the adjustment of the slide E. By this means the bedstead is rendered extensible without using any inconvenient cross-piece for connecting said slide portion with the main body of the bedstead.

Instead of the hooks *f*, similar or equivalent fastening devices may be used.

I am aware that bedsteads having jointed head and foot pieces have been used prior to my invention; also, bedsteads made extensible by the addition thereto of extension-pieces. This I do not claim; but

I do claim—

The extension-slide E, composed of the side rails, *d*, hooks *f*, and jointed cross-piece *e*, in combination with the main bedstead, having the side rails, B B, and jointed cross-pieces C D, substantially as specified.

JAMES THOMAS HATFIELD.

Witnesses:

T. B. MOSHER,
J. C. TUNBRIDGE.