

W. W. RODGERS.  
Fruit-Picker.

No. 210,634.

Patented Dec. 10, 1878.

Fig. 2.

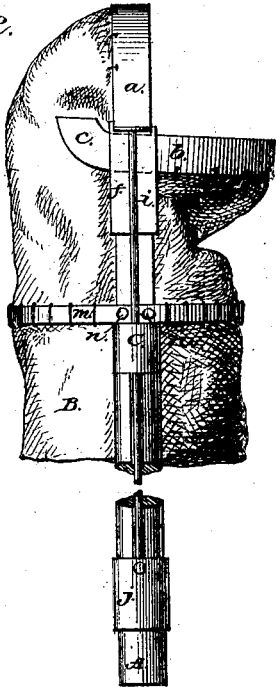


Fig. 1.

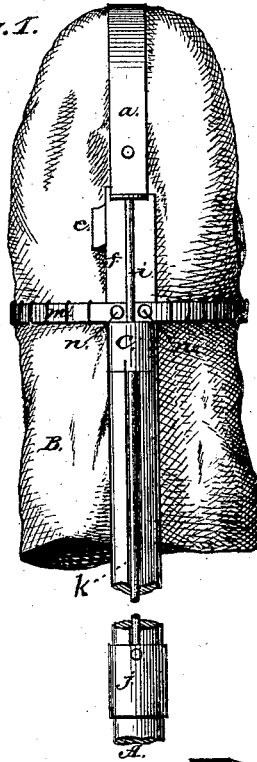


Fig. 3.

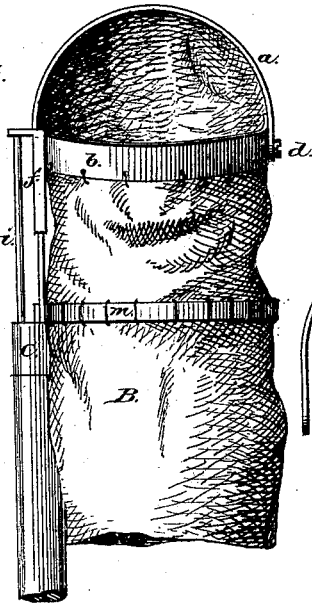


Fig. 4.

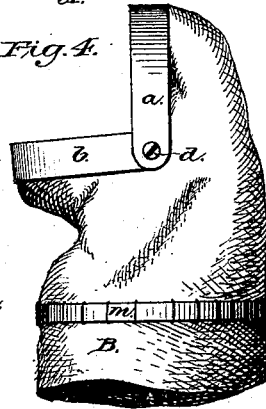
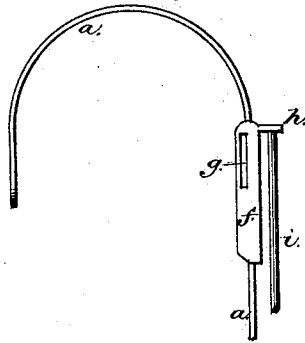


Fig. 5.



Attest:

Wm. Batchelder  
Sam'l L. Lawrence

Inventor:

Wm. Wallace Rodgers,  
By Atty.  
James N. Edminster

# UNITED STATES PATENT OFFICE.

WILLIAM W. RODGERS, OF HARTLAND, VERMONT.

## IMPROVEMENT IN FRUIT-PICKERS.

Specification forming part of Letters Patent No. **210,634**, dated December 10, 1878; application filed November 22, 1877.

### *To all whom it may concern:*

Be it known that I, WILLIAM W. RODGERS, of Hartland, in the county of Windsor and State of Vermont, have invented a new and useful Improvement in Fruit-Gatherers; and I do hereby declare that the following is a full, clear, and exact description of the same, reference being had to the annexed drawings, making a part of this specification.

Similar letters of reference indicate corresponding parts in the several figures.

My invention relates to that class of fruit-gatherers which are so constructed as to enable the fruit to be gathered from the trees by a person standing on the ground without the use of a ladder. This class of fruit-gatherers have previously been made having double jaws, to which are attached a sack or sleeve, for the purpose of detaching and receiving the fruit.

My invention is intended to be an improvement upon such fruit-gatherers; and consists of a tool having one immovable jaw and one movable jaw, of novel construction and devices for operating said jaw, also of novel construction, with the usual bag, sack, or sleeve, and pole.

My improvement renders the gatherers of this class more simple, durable, and effective than any now made.

Figure 1 represents the front side of the gatherer closed. Fig. 2 represents the same side open. Fig. 3 represents the gatherer when turned one-quarter to the left, and open. Fig. 4 represents the back side, or side opposite to Figs. 1 and 2. Fig. 5 represents the immovable jaw and slide which operates the movable jaw.

A is the pole, which is made of any desirable length, to enable the person gathering the fruit to reach the same from the ground; or the pole can be made in longer or shorter sections, and in such a way as to be spliced to any length, similar to the common fishing-rod. The top end of this pole is provided with a strong metallic ferrule, C, for the purpose of giving it strength.

*a* is a metallic jaw, made in a semicircular form. One end of this jaw is made longer than the other, and is securely fastened into the top

end of the pole A. *b* is another semicircular jaw, also metallic, made enough smaller than the jaw *a* to permit of its shutting inside the jaw *a*. This jaw *b* is, at one end, made with a curve or circle, *c*. These two jaws are attached to each other on the back side by the screw *d*, (seen in Fig. 4,) and on the opposite side by a similar screw, *e*. (Seen in Fig. 1.) The screws are so adjusted as to permit the free action of the jaw *b*.

*f* is a metallic slide, made so as to slide up and down freely on the jaw *a*. This slide is attached to and operates upon the end of the jaw *a* which is fastened to the end of the pole A. This slide, near its upper end, is provided with the slot or mortise *g*, Fig. 5, on the inner side. This mortise is made the proper size to receive the curved end *c* of the jaw *b*, and is also provided on the outside with a projection, *h*.

*i* is a metallic rod, which is made nearly the same length as the pole A. This rod is rigidly attached at the upper end to the projection *h*, and at its lower end to the ferrule *j*. This ferrule *j* is made to work up and down on the outside of the pole A. The pole A is provided with a groove, *k*, of a size proper to receive and permit the free working of the rod *i*.

B is a cloth bag, made of the proper size, and secured at the top to the outer edges of the jaws *a* and *b*, these outer edges being provided with holes, so as to permit the attachment of the bag B. The bag is made nearly the length of the pole A, or of any length desired by the person gathering the fruit.

*m* is a metallic band or strap, which extends around the outside of the bag B, for the purpose of supporting the bag B, and is securely attached to the end of the jaw *a* at the top end of the pole A by means of two rivets, *n*. This band can be dispensed with.

The operation of the instrument is as follows: The operator, taking the pole A in his hands, the instrument being closed, by moving the ferrule *j* upward, the rod *i*, being attached at its lower end to the ferrule *j*, and at its upper end to the projection *h*, moves the slide *f* upward also. The curved end *c* of the jaw *b* being in the mortise *g*, when the slide *f*

moves upward, the under end of the mortise *g* works against the lower edge of the curved end *c*, and moves this curved end upward and the jaw *b* down, thus opening the instrument.

When the instrument is open, as above described, the operator places it over the fruit to be gathered, and moves the ferrule *j* downward. The upper end of the mortise *g* works against the upper edge of the curved end *c*, and, moving it downward, closes the jaw *b* over the fruit and detaches it from the tree. The detached fruit will then pass down through the bag B into the hand of the operator.

What I claim as new, and desire to secure by Letters Patent, is—

A fruit-gatherer having the following combination of parts, namely: the pole A, the ferrule *j*, the rod *i*, the slide *f*, with the mortise *g*, the jaw *a*, attached to the pole A, the jaw *b*, with the curved end *c*, working in the mortise *g*, and the bag B, substantially as described.

WM. WALLACE RODGERS.

Witnesses:

WM. BATCHELDER,  
JOHN CRILLY.