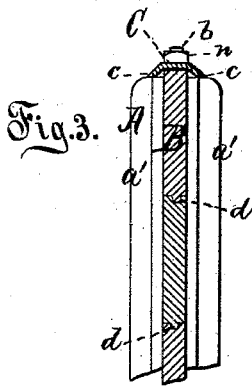
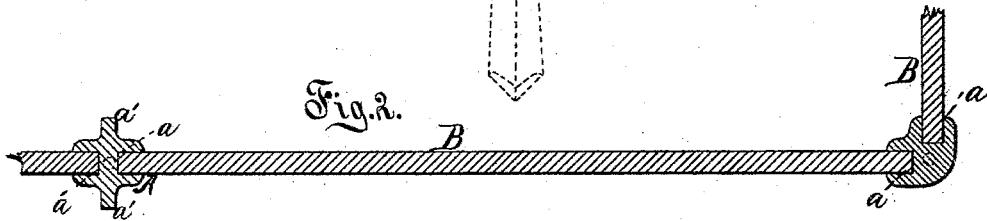
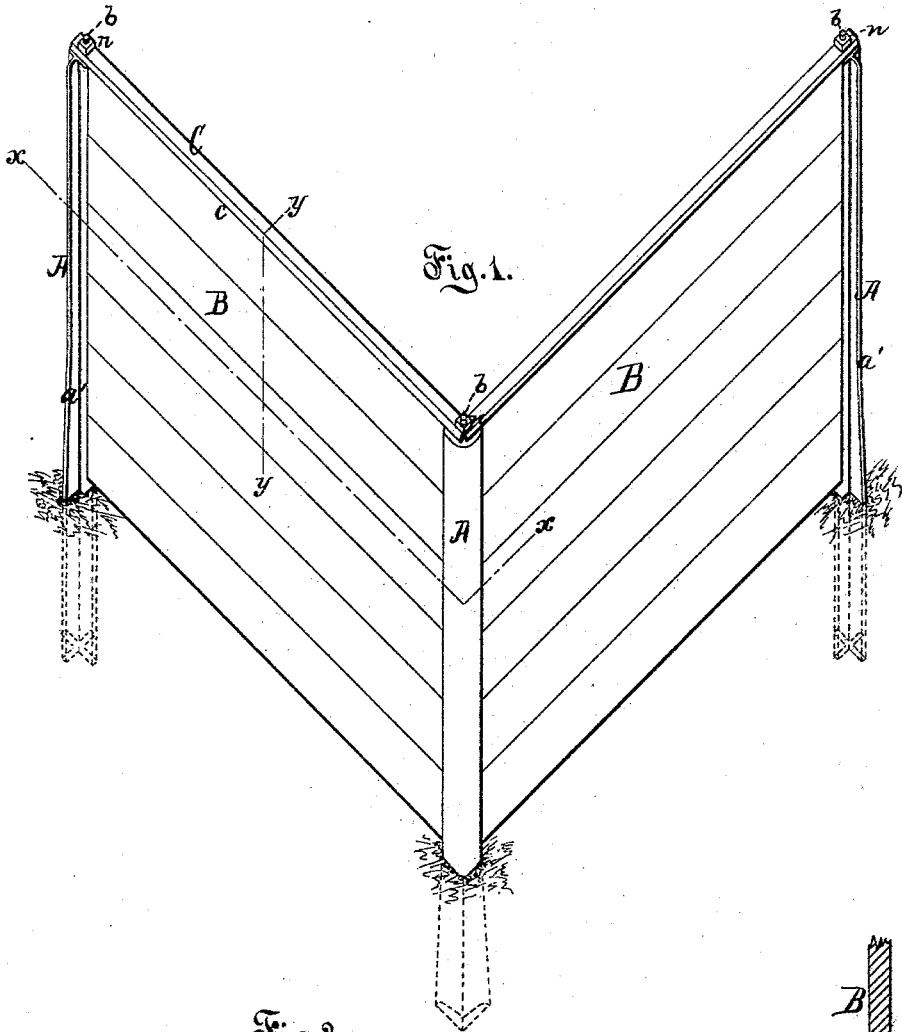


J. DAVIS & C. BEERMANN.  
Fence.

No. 210,757.

Patented Dec. 10, 1878.



Witnesses:

*Theodore. Weston*

*B. Schark*

Inventor:

*John Davis.*  
*Charles Beermann*

*By Mch. Hich*  
*Atty.*

# UNITED STATES PATENT OFFICE.

JOHN DAVIS AND CHARLES BEERMANN, OF ATLANTA, GEORGIA.

## IMPROVEMENT IN FENCES.

Specification forming part of Letters Patent No. **210,757**, dated December 10, 1878; application filed July 23, 1878.

*To all whom it may concern:*

Be it known that we, JOHN DAVIS and CHARLES BEERMANN, both of Atlanta, Fulton county, State of Georgia, have invented an Improved Fence, of which the following is a full, clear, and exact description, reference being had to the accompanying drawings, forming part of this specification.

The object of our invention is to provide a fence the parts of which shall be interchangeable, and of such form as to be easily put together, and which may be readily moved from one place to another.

Our invention consists in the combination of parts hereinafter particularly described, and more at length recited in the claim.

Figure 1 is a perspective view of two complete panels or sections of our improved fence, united at an angle to form a turn or corner. Fig. 2 is a sectional view on the line *xx*, Fig. 1; and Fig. 3 is a similar view on the line *yy*, Fig. 1.

*A* are the posts. These we make of metal, preferably cast-iron, and they are formed with the longitudinal grooves *a* on the opposite sides of the post, and with the ribs *a'* extending the length of the post. The grooves *a* are to receive the ends of the fence-boards, while the ribs add strength to the post. By these means we produce a light, durable, and inexpensive post.

The posts are set in the ground at the desired distance apart, and boards *B*, cut to the proper length, are then slipped into the grooves of the adjacent posts until the space from the ground-line to the top of the posts is

filled. A panel or section of the fence is thus built. When the boards are thus in place, a cap-piece, preferably of metal, as seen at *C*, and having the downwardly-turned or shed-like edges *c* projecting beyond the line of the boards on each side, is placed above the boards, and is secured to the post at either end of the panel by means of a bolt, *b*, in the top of the post, over which the cap, by a suitable aperture, is slipped, and a nut, *n*, screwed upon said bolt, as shown.

The boards may be doweled together, as seen at *d*; or, if it is desired to have interstices between the boards, blocks of suitable form may be slipped into the grooves *a* alternately with the boards, or iron pins for the boards to rest upon may be inserted in the posts at desired distances.

By means of the construction described we secure a fence structure which is neat, inexpensive, and durable, and one easily put together and taken down and removed to a different situation without injury to the parts.

What we claim as our invention, and desire to secure by Letters Patent, is—

In combination, the posts *A*, having the longitudinal grooves *a*, ribs *a'*, and the bolts *b*, the boards *B*, and cap-pieces *C*, with downwardly-turned edges *c*, and secured by nuts *n*, constructed and arranged as described, and for the purpose specified.

JOHN DAVIS.

CHARLES BEERMANN.

Witnesses:

H. WERNER,  
HY. G. KUHR, Sr.