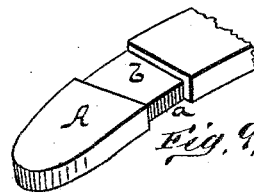
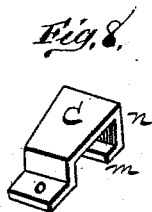

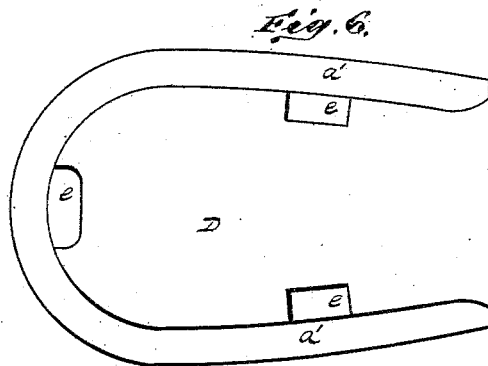
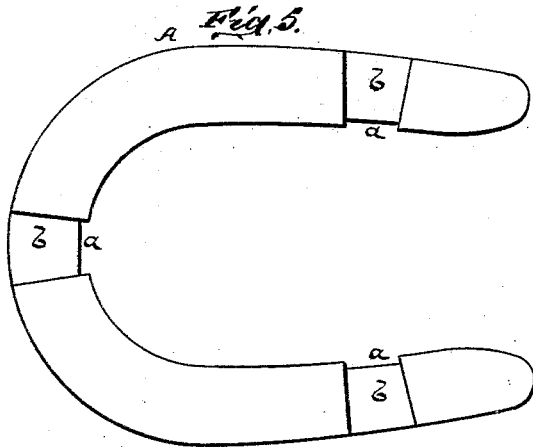
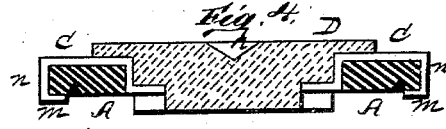
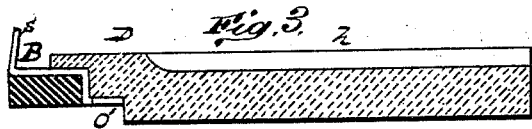
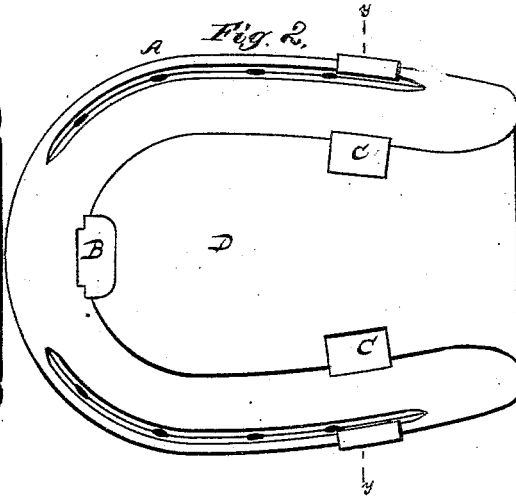
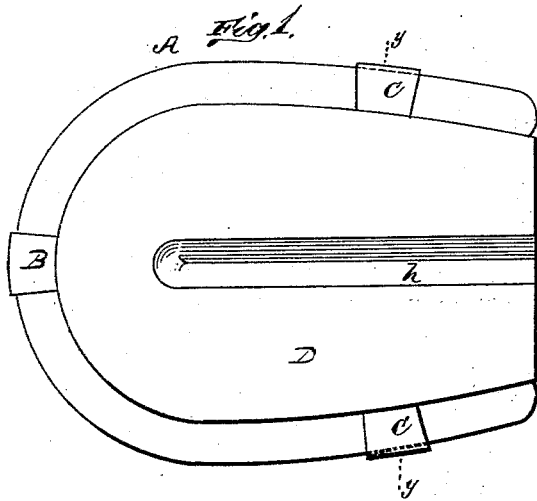


G. C. SHAW.  
Horseshoe and Pad.

No. 210,812.

Patented Dec. 10, 1878.



WITNESSES  
E. W. Foates  
Jas. E. Woodruff

INVENTOR  
Granville C. Shaw  
By Wm. Broad  
ATTORNEY

# UNITED STATES PATENT OFFICE.

GRANVILLE C. SHAW, OF WASHINGTON, DISTRICT OF COLUMBIA.

## IMPROVEMENT IN HORSESHOE AND PAD.

Specification forming part of Letters Patent No. **210,812**, dated December 10, 1878; application filed October 23, 1878.

*To all whom it may concern:*

Be it known that I, GRANVILLE C. SHAW, of Washington city, in the county of Washington and District of Columbia, have invented a new and useful Improvement in Horseshoes, which improvement is fully set forth in the following specification and accompanying drawings, in which—

Figure 1 is a top view of a horseshoe and the pad supported in the opening thereof by the side and toe clips. Fig. 2 is a bottom view of the same. Fig. 3 is a longitudinal central section through the shoe, toe-clip, and pad. Fig. 4 is a transverse section in the line *y y*, Figs. 1 and 2. Fig. 5 is a top view of a horseshoe. Fig. 6 is a bottom view of my improved pad. Figs. 7 and 8 are perspective views of my improved toe and side clips, and Fig. 9 is a perspective view of the end of one of the arms of the shoe.

Similar letters indicate like parts in all the figures.

In that class of horseshoes in which a rubber pad is introduced into the opening in the shoe to protect the frog of the foot from injury by concussion or otherwise, and to prevent the ingress of stones, snow, or other foreign matter into the opening in the shoe, the latter has heretofore been constructed of a peculiar form, entirely different from that of the common shoe, and adapted to receive and support a correspondingly-shaped pad, intended to cover the frog, which pad cannot be applied to an ordinary horseshoe. The shoes above referred to are much more difficult to construct, and are more expensive than the ordinary horseshoe, and frequently cannot be made by a common blacksmith.

The object of my invention is to remedy this defect, and supply a means of attaching a pad in the opening of an ordinary horseshoe; and to this end my invention consists, first, in supporting the pad in the opening in the shoe of the ordinary construction by means of clips removably attached to the shoe.

My invention further consists in certain details of construction of the pad and clips, hereinafter more fully set forth.

In the accompanying drawing, A represents an ordinary horseshoe, in the inner edge of which are made recesses *a a*, for the reception

of the side clips, C, and toe-clip B, which are removably attached to the shoe, and support the pad in the opening therein. The recesses *a*, made in the ordinary horseshoe, can be formed by means of a file, or by a blow of a hammer, and can readily be made by any blacksmith. The upper face of the shoe may also, and preferably is, formed with a dovetailed groove, *b*, or recess for each of the clips, so that the latter may be countersunk in the face of the shoe, and flush therewith, to prevent pressure of the clip on the foot of the horse. The recesses *b* in the face of the shoe may, however, be omitted, though I prefer to employ them.

C (see Fig. 8) represents one of the side clips, provided with a flange or shoulder, *o*, which fits in a recess, *e*, in the side of the pad, and supports the latter on one side. A similarly-formed side clip, C, having a shoulder, *o*, entering a recess, *e*, in the opposite face of the pad, supports the latter on the opposite side. The upper face of the clip rests on the upper face of the shoe, or is preferably countersunk therein. The clip is then bent outwardly around the shoe, so as to be clamped and securely attached thereto, as seen at *m n*. (See Fig. 4.)

The toe-clip B is inserted in the toe-recess *a*, is preferably countersunk in the face of the shoe, and is provided with the upward projection *s*, which is bent over the horse's hoof, and made to conform therewith. The flange or shoulder *o'* on the toe-clip is made to enter the recess *e* in the pad, and supports the latter at its front or toe end.

By this construction, it will be seen that the pad is hung or suspended in the opening of the shoe by the clips attached to the shoe, and that the clips can readily be removed from or attached to the shoe and pad, and that the latter can be applied to a common horseshoe, and that the construction is cheap and simple.

D represents the pad, made preferably with a longitudinal groove, *h*, in its upper face to allow for the ventilation of the foot, and also to permit a more ready bending of the pad along the groove in inserting and removing it from its seat when desired. The pad D is provided with a flange, *a'*, entirely surrounding it, which, when the pad is in its seat, rests on the upper face of the shoe, and is held thereon

by the hoof of the horse, which rests on its upper face, thereby affording an additional means of securing the pad in place. The pad D is also provided with the toe and side recesses, *e*, the upper faces of which rest on the shoulders *o o'* of the side and toe clips, thereby securely holding the pad in place.

It is obvious that the toe and side supporting-clips may be made with or permanently attached to the shoe without departing from the spirit of my invention, and I therefore do not limit myself to separate detachable clips.

I claim as new and desire to secure by Letters Patent—

1. The combination, with a horseshoe and pad, of side and toe clips, removably connected to both shoe and pad, all as shown and described.

2. The combination, with a horseshoe having the recesses *a a*, of removable side and toe clips, attached to the shoe and supporting a pad lying in the opening of the shoe, substan-

tially as described, and for the purpose set forth.

3. The combination, with a horseshoe having the recesses *a a*, of the pad D, having flange *a'* and recesses *e e*, toe-clip B, and side clips, C, substantially as described, and for the purpose set forth.

4. A shoe having the clip C, provided with the shoulder *o* and bent portions *m n*, substantially as described, and for the purpose set forth.

5. A shoe having the toe-clip B, provided with the shoulder *o'* and upward projection *s*, substantially as described, and for the purpose set forth.

6. The pad D, provided with the flange *a'* and recesses *e*, substantially as described, and for the purpose set forth.

GRANVILLE C. SHAW.

Witnesses:

THEODORE MUNGEN,  
JAS. E. WOODRUFF.