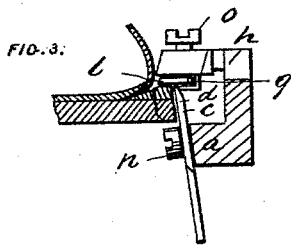
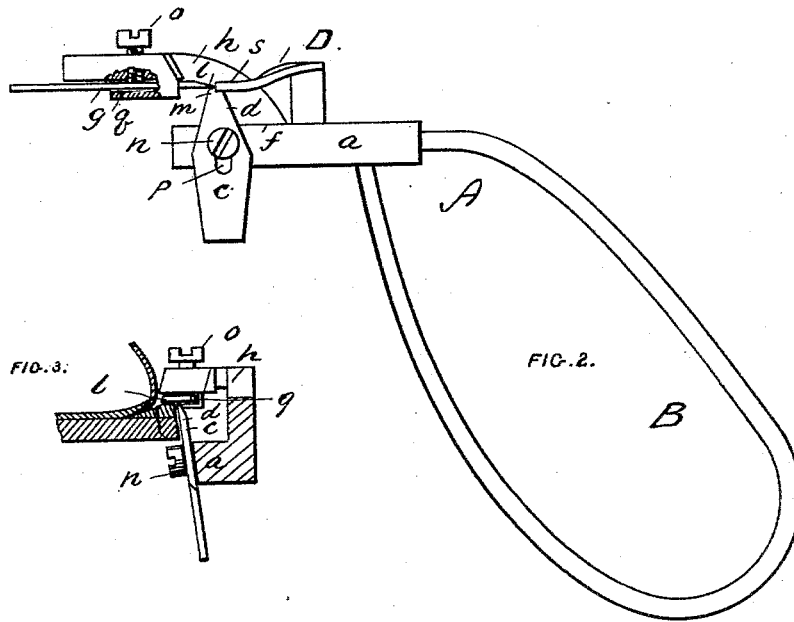
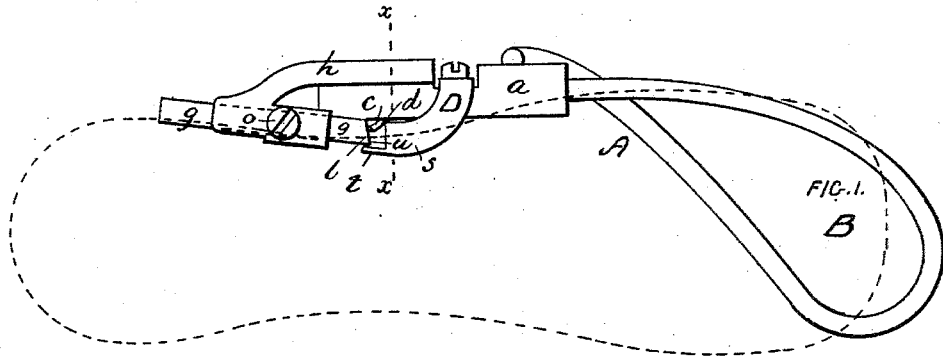


J. D. WESTGATE.
 Apparatus for Trimming the Sole Edges of Boots
 and Shoes.

No. 210,829.

Patented Dec. 10, 1878.



WITNESSES.

Geo. H. Carl
Geo. R. Lakin

INVENTOR.

J. D. Westgate
Per Brown Bros
Attorneys

UNITED STATES PATENT OFFICE.

JOSEPH D. WESTGATE, OF LYNN, MASSACHUSETTS.

IMPROVEMENT IN APPARATUS FOR TRIMMING THE SOLE EDGES OF BOOTS AND SHOES.

Specification forming part of Letters Patent No. **210,829**, dated December 10, 1878; application filed May 24, 1878.

To all whom it may concern:

Be it known that I, JOSEPH D. WESTGATE, of Lynn, county of Essex, and State of Massachusetts, have invented a certain new and useful Improved Trimmer for Boot and Shoe Soles, of which the following is a specification:

This improved boot and shoe tool is for trimming the edge and the welt of a boot or shoe sole, and it is composed of two cutters, which are carried by a common stock or handle, and thereon are arranged in such relative manner that when drawn about the edge of a boot or shoe sole the one cutter trims the edge and the other cutter the welt or upper face of the sole from the edge to the upper of a boot or shoe.

In addition to the above, the tool is provided with a guard, to protect the upper against being accidentally cut by the cutter which trims the sole between its edge and the upper, and also to prevent such cutter from cutting into the sole to an undue depth, all substantially as hereinafter described.

In the accompanying plate of drawings, Figure 1 is a view showing by dotted lines a boot or shoe sole, and a plan of my improved tool applied thereto, trimming its edge and that portion of the sole which lies between the edge and the upper. Fig. 2 is a side view of the tool in the position shown in Fig. 1, and Fig. 3 a cross-section on line *x x*, Fig. 1.

In the drawings, A represents a stock or handle, in the present instance made of heavy wire, of a bow shape, as at B, and the two ends of the wire continued by a common square bar, *a*. The bar *a* on one side carries a cutter, *c*, having its cutting-edge *d* above the upper side, *f*, of the bar; and above the bar *a* there is a cutter, *g*, which is attached to an arm, *h*, of the bar, and has its cutting-edge *b* projecting at right angles from the cutting-edge *d* of the cutter *c*, and just above the upper end, *m*, of such cutter-edge.

The cutter *c* is for trimming the edge of the sole, and the cutter *g* the welt or the upper face of the sole, between its edge and the upper of the boot or shoe; and the cutters work

together on their said respective portions of the sole by placing them in proper position on the sole and then drawing the tool around the boot or shoe sole.

Each cutter *c g* is secured in place by its set-screw *n* or *o*, and is adapted to be moved in its holder and then fastened by its set-screw, the one cutter, *c*, by being slotted, as at *p*, through which slot its set-screw *n* passes, and the other by being placed in a way, *q*, of its holder *h*.

D, a bent arm secured to bar *a*, and fastened thereon in front of the cutting-edge *d* of the cutter *c*.

The part *s* of the arm D rests on the upper face of the sole or welt in front of the cutting-edge of the cutter *c*; and said part *s* is constructed with a lip, *t*, which is arranged at the corner *u* of the cutting-edge *l* of the said cutter, and its object is to prevent the latter from cutting into the upper while the part *s* of the arm D prevents the cutter from cutting to an undue depth into the sole.

The improved tool herein described secures the simultaneous trimming of the edge of a boot or shoe sole and the upper face of the sole, or, in other words, the welt which is between such edge and the upper.

Having thus described my invention, what I claim, and desire to secure by Letters Patent, is—

1. The combination, with a stock or handle, A, of a bar, *a*, carrying the adjustable cutter *c*, and having an arm, *h*, carrying the adjustable cutter *g*, the two cutters being arranged at right angles to each other, substantially as and for the purpose described.

2. The combination, with a handle, A, and a bar, *a*, carrying two adjustable cutters, *c g*, arranged at right angles to each other, of the arm D, attached to said bar and constructed with the lip *t*, for guarding the upper of a boot or shoe, substantially as and for the purpose described.

JOSEPH D. WESTGATE.

Witnesses:

EDWIN W. BROWN,
GEO. H. EARL.