

L. RODENHAUSEN.
Dumping-Wagon.

No. 211,052.

Patented Dec. 17, 1878.

Fig. 1.

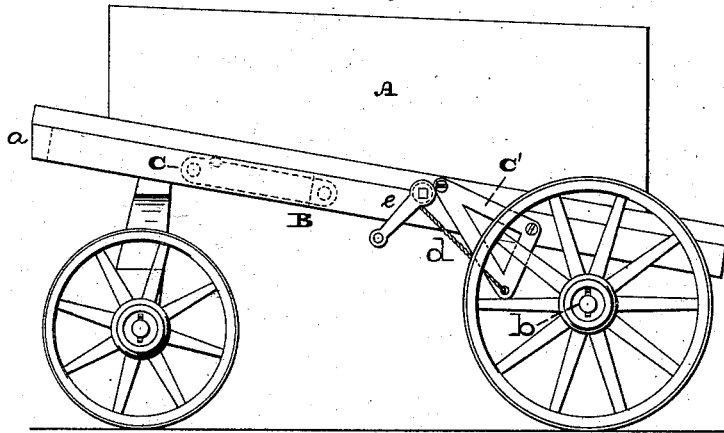


Fig. 2.

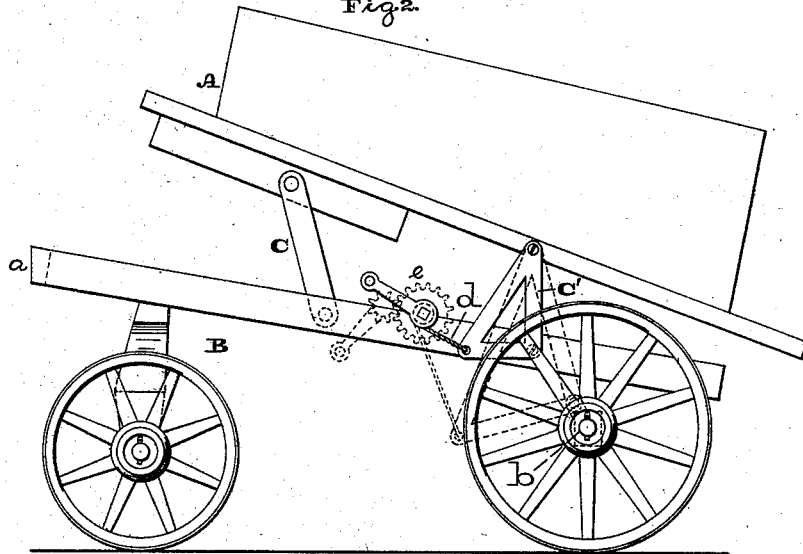
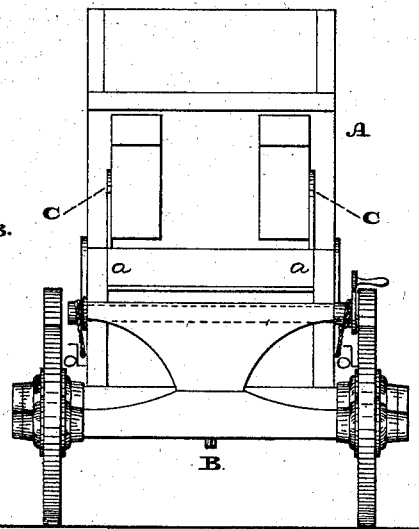


Fig. 3.



Witnesses:

No. P. Grant
H. P. Fisher

Inventor:

L. Rodenhausem,
by *John A. Diederheims*
ATTORNEY.

UNITED STATES PATENT OFFICE.

LEONHARD RODENHAUSEN, OF PHILADELPHIA, PENNSYLVANIA.

IMPROVEMENT IN DUMPING-WAGONS.

Specification forming part of Letters Patent No. **211,052**, dated December 17, 1878; application filed November 25, 1878.

To all whom it may concern:

Be it known that I, LEONHARD RODENHAUSEN, of the city and county of Philadelphia, and State of Pennsylvania, have invented a new and useful Improvement in Dumping Carts or Wagons, which improvement is fully set forth in the following specification and accompanying drawings, in which—

Figures 1 and 2 are side elevations of the cart or wagon embodying my invention. Fig. 3 is a front view thereof.

Similar letters of reference indicate corresponding parts in the several figures.

My invention consists in connecting the body of the cart or wagon to the reaches, truck, or running-gear thereof by means of folding or radius arms, to either of which power may be applied in order to raise the body, the elevation of the body being simultaneous at front and rear by the power exerted on one of the arms, which are preferably in pairs.

By this construction the body sets quite low for convenience of loading, and may be elevated to considerable height for properly discharging the load.

Referring to the drawings, A represents the body of the wagon, and B the running-gear or truck. C C' represent arms, which are pivoted to the body A and reaches *a* or axles *b*, and to either of said arms is connected mechanism for causing the arms to move from a horizontal to a vertical position. In the present case I employ a cord or chain, *d*, which is wound on a proper drum and connected to one limb of the rear lever, C', which is triangular in form, for purposes of strength; but other mechanical means may be employed—such, for instance, as a pinion secured to the axis of one of the arms and a rack fitted to the sill and meshing with said pinion, or a screw connected to an arm and a suitable portion of the body or running-gear. When the body is in its normal position it rests on the sills or truck,

as usual, the arms occupying horizontal or somewhat horizontal position, as shown in Fig. 1. In this case the body is sufficiently low that it may be loaded with convenience.

When the coal is to be dumped, the cart or wagon is backed to the proper place and the handle or crank of the drum *e*, which carries the cord or chain *d*, is operated, whereby the rear arms, C', are unfolded or raised to a vertical position, in which operation they raise the body A, and the front arms, C, follow the motions thereof, the drum *e* or connected gearing thereof then being locked or held so that the levers C' are prevented returning to their normal positions.

It will be seen that the body is supported at both ends above the reaches by means of the arms C C', and the bottom of the body is elevated throughout or both in front and rear, whereby the coal will roll or shoot from the cart or wagon to the greatest length on the pavement, or fall with such force into the conveyer-chute that it will be readily directed to the place of deposit or discharge. When the drum *e* or elevating power of the body is released the body lowers and assumes its normal position.

I am aware that it is not new to provide a wagon-body with mechanism for raising the same at both ends; but such mechanism requires independent operation, wherefore I disclaim the same.

Having thus described my invention, what I claim as new, and desire to secure by Letters Patent, is—

Folding arms connected to the body and running-gear, substantially as described, whereby the front and rear of the body will be simultaneously raised, as stated.

L. RODENHAUSEN.

Witnesses:

JOHN A. WIEDERSHEIM,
H. E. GARSE.