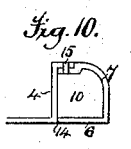
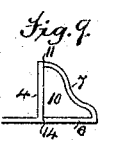
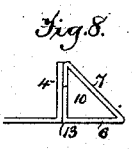
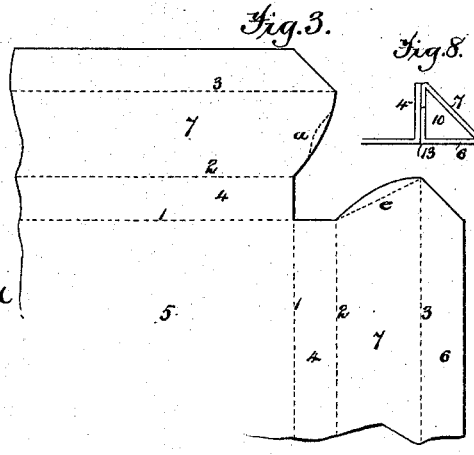
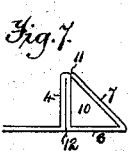
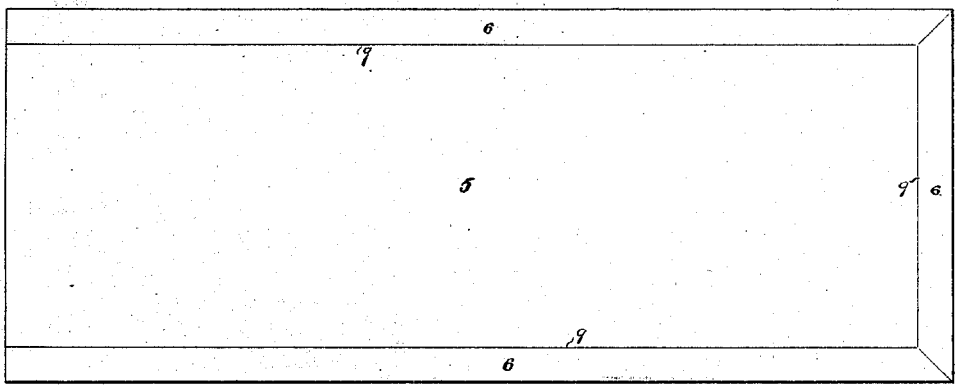
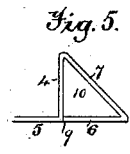
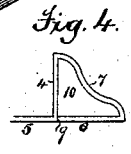
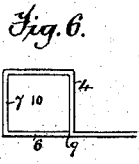
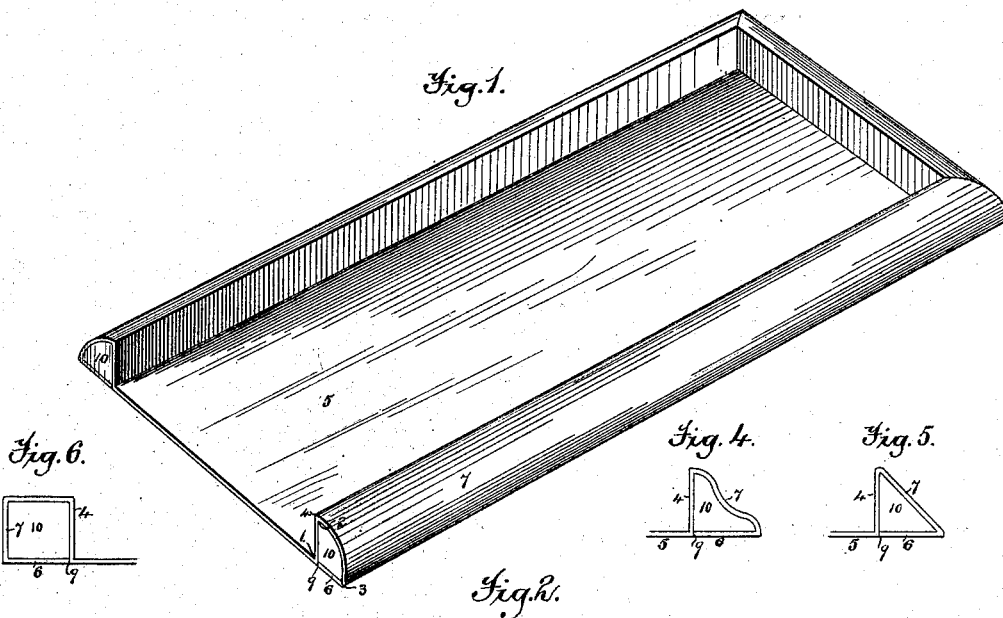


S. D. TUCKER.
Printer's Galley.

No. 211,068.

Patented Dec. 17, 1878.



Attest,
G. H. Graham
H. C. Hesse

Inventor;
Stephen D. Tucker,
by Munson & Philipp
Attorneys.

UNITED STATES PATENT OFFICE.

STEPHEN D. TUCKER, OF NEW YORK, N. Y.

IMPROVEMENT IN PRINTERS' GALLEYS.

Specification forming part of Letters Patent No. **211,068**, dated December 17, 1878; application filed August 3, 1878.

To all whom it may concern:

Be it known that I, STEPHEN D. TUCKER, of the city, county, and State of New York, have invented certain new and useful Improvements in Printers' Galleys, of which I declare the following specification to be a full, clear, and exact description, reference being had to the accompanying drawings.

In said drawings, Figure 1 is a perspective view, and Fig. 2 a bottom-plan view, of a galley embodying my improvement, while Fig. 3 is a plan view of one corner of the blank from which it is constructed. Figs. 4 to 10, inclusive, are sectional modifications of its surrounding border or rim.

The object of my invention is the production of a printer's galley which shall have perfectly smooth bottom and inside-metallic surfaces; and it consists in a galley provided with a tubular border or rim, the inside face of which forms an integral part of the bottom of the galley, whereby no uniting-seam is required, said face being sustained in proper position by means of additional plates, angle-brass, or tubes, which, united to its rear side, constitute with it a tubular border or rim, whereby a structure of great strength is obtained, and a galley is produced which is capable of resisting the strains to which such articles are subjected in use, and which has smooth type-bearing surfaces, and may be subjected to lye-baths without danger of having its parts disturbed by the action thereof.

This galley is preferably constructed from a rectangular plate of metal by bending the same upon suitable lines, so as to produce a tubular border along one or both sides and one end, which border forms an integral part of the bottom of the galley, said border being mitered at its corner or corners, and united by a soldered or brazed joint. Thus, by bending the plate of metal upward on the line 1, outward on the line 2, and inward on the line 3, a tubular border is formed, the inside face, 4, of which stands at right angles to the bottom 5 of the galley, and the lower plate, 6, of which lies in the same plane as said galley-bottom 5, with its edge abutting against the angle formed by the said bottom 5 and its inside face, 4, to which angle it is secured by a soldered joint, 9. The top plate, 7, will thus form a brace, connecting the

face 4 and lower plate, 6, together, and constituting therewith a tubular border of great strength. If such a border is provided on one side and end, or on both sides and one end, as shown in Fig. 1, the plate of metal must be so fashioned at the proper corner or corners that when it is bent up to form the border its meeting edges at the corners will form the parallel contact-surfaces of a miter-joint, which may be united by soldering.

When the top plate, 7, is arched, as shown in Fig. 1, the corner conformation of the plate of metal shown in full lines, Fig. 3, will form such a joint. When said top plate is to have an ogee curve, as in Fig. 4, the corner conformation of the plate shown in part by dotted lines *a* in Fig. 3 will be necessary; and when said top plate is to be simply inclined, as in Fig. 5, the conformation indicated in part by the dotted lines *c* in Fig. 3 will be required. Any other sectional conformation may be given to the border without departing from the invention—*e. g.*, that shown in Figs. 6 and 7, the former of which will be readily understood by the preceding description, it differing from that already described only in the form of its top or outside plate, which is made right-angular, and produces a square tubular border. That illustrated in Fig. 7 is formed by bending the plate of metal upward, then doubling it backward, so as to form a double-walled face, then bending it at right angles, so that its lower plate, 6, shall lie in the same plane as the galley-bottom 5, then bending it in such a direction that its top plate, 7, shall form the sectional configuration of any of the other figures and extend to the rear side of the face, to which it is united by a soldered joint, 11. The joint 12 between the double walls of the face will, of course, be soldered.

Instead of continuing the face 4 to form the top and lower plates, 7 6, these may be formed from a separate piece of metal, either in the form of a tube, as in Fig. 8, and there may be fastened to the rear side of the face 4 by a soldered joint, 13, soldered joint 11 14, or a soldered joint, 14, and rivets 15. In the latter case the top plate, 7, will be properly bent to underlie a right-angular flange projecting from the upper edge of the face 4, and might, of course, be soldered thereto.

A galley constructed according to my invention is provided with a tubular border, the faces whereof are integral with the galley-bottom, thus having no seam or joint at their point of union with said bottom, and requiring no means for sustaining them in their angular position relative to the bottom other than that afforded by the other members or plates, forming, with them, the said tubular border. The faces may, consequently, be left in that smooth condition which constitutes such a desideratum in galleys, and whereby a body of composed types placed in the galley and rested against its border may be moved along the same without danger of being pried.

While a galley made according to this invention may be constructed out of a comparatively thin metal plate, and thus be rendered light and easy to handle, it will nevertheless have such a degree of strength imparted to it by the structure of its border that it will readily

sustain the heavy body of types which such devices are designed to carry.

The tubular border might be filled with molten lead, plaster-of-paris, or other filling—as a wooden strip—and, whether so filled or not, may have its open ends closed by a metal plate—as 10—soldered therein.

What is claimed is—

A printer's galley the inside face of the border whereof is formed by bending the bottom plate up at right angles, said face being sustained in position by additional plates, which are secured to and form with it a tubular structure, substantially as described.

In testimony whereof I have signed my name to this specification in the presence of two subscribing witnesses.

STEPHEN D. TUCKER.

Witnesses:

M. B. PHILIPP,
HENRY S. THORNTON.