

R. A. WARD & R. J. ROGERS.
Washing-Machine.

No. 211,198.

Patented Jan. 7, 1879.

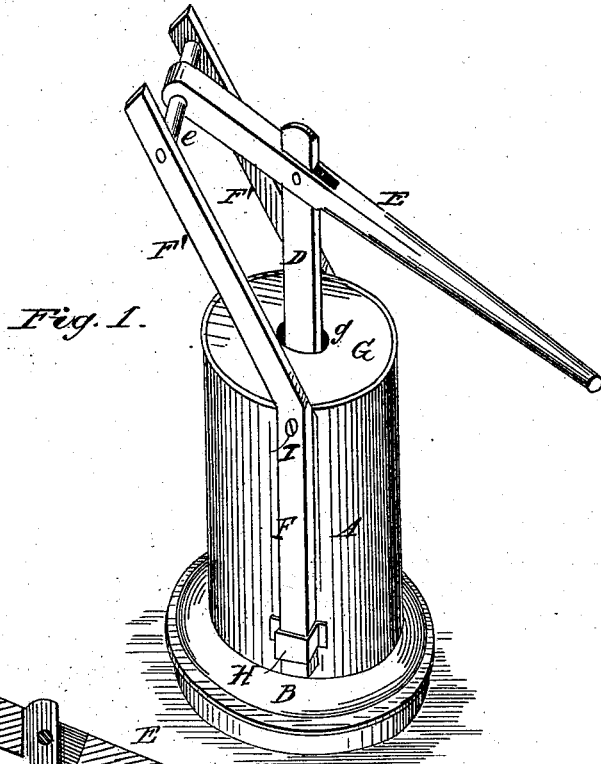


Fig. 1.

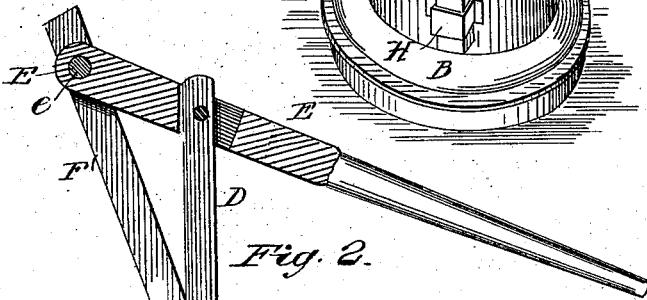


Fig. 2.

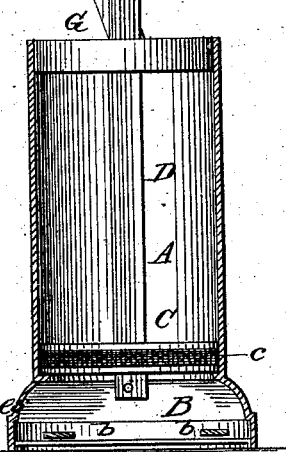
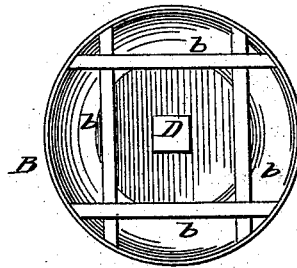


Fig. 3



Witnesses

Fred. G. Dietrich
Jno. P. Brooks

Inventors.

Robert A. Ward & Robert J. Rogers,
pr. *C. A. Snow & Co.* attorneys.

UNITED STATES PATENT OFFICE.

ROBERT A. WARD AND ROBERT J. ROGERS, OF SEARCY, ARKANSAS.

IMPROVEMENT IN WASHING-MACHINES.

Specification forming part of Letters Patent No. **211,198**, dated January 7, 1879; application filed March 28, 1878.

To all whom it may concern:

Be it known that we, ROBERT A. WARD and ROBERT J. ROGERS, of Searcy, in the county of White and State of Arkansas, have invented certain new and useful Improvements in Washing-Machines; and we do hereby declare that the following is a full, clear, and exact description thereof, which will enable others skilled in the art to which it appertains to make and use the same, reference being had to the accompanying drawings, which form a part of this specification, and in which—

Figure 1 is a perspective view, Fig. 2 is a vertical section, and Fig. 3 is a bottom plan, of our improved clothes-washer.

Similar letters of reference denote corresponding parts in all the figures.

Our invention relates to that class of washing-machines which, by suction, force the water through the clothes, which are thus cleansed rapidly and thoroughly; and it consists in the construction and arrangement of parts herein-after more fully shown and described.

In the drawings, A is a cylinder, made of wood, sheet metal, or other suitable material, having a wide flaring bottom or base, B. In the cylinder A works a piston or valve, C, consisting of a disk having a closely-fitting packing-ring, *c*, of rubber, leather, or other suitable material.

The valve C is connected by a pivoted staff, D, with a lever, E, fulcrumed upon a cross-bar, *e*, between the inclined arms F' F' of two standards, F F, which are secured to the sides of the cylinder.

The standards F F, it will be observed, which are perpendicular and adapted where they come in contact with the cylinder or receptacle A, for attachment to the latter, are provided with backward-inclined arms F' F', for the support of the fulcrum *e* of the lever E, the object of which is to dispense with additional means or a frame-work for that purpose, as heretofore practiced, thus simplifying the construction of the machine and lessening expense.

The standards F are secured to the cylinder A in the following manner: Hasps H, near the bottom of the cylinder, receive the lower

ends of the standards F, and they are removably secured near the upper edge of the cylinder by screws I, which perform the double function of securing the standards to the cylinder and of retaining the lid G in place. When the cylinder has become foul from use, the screws I may be withdrawn and the standards, heads, &c., may be removed for the purpose of cleaning it.

G is a cover, arranged at the head of the cylinder, and having a perforation, *g*, for the staff D; and *b b* are rods or bars crossing each other on the bottom side of the flaring base B, to the inner rim of which they are secured.

In operation, the clothes are placed in a tub, with soap and water. The machine is then placed in the tub, on top of the clothes, and the lever E operated, thus forcing the valve up and down in the cylinder. The water is thus alternately raised up into the cylinder and forced back through the clothes, which, by this process, are washed very thoroughly and in less time than can be done with machines of a different construction. The clothes are also much less worn than by that class of machines which wash by a rubbing process.

The bars *b b* at the bottom prevent the clothes from entering and choking the cylinder, and by the flaring base B we are enabled to cover a larger portion of clothes at a time than if this were omitted.

Having thus described our invention, we claim and desire to secure by Letters Patent of the United States—

In a clothes pounder or washer, the combination, with the cylinder A, having lid G, of the removable standards F, having inclined arms F', secured to said cylinder by the screws I and hasps H, substantially as and for the purposes shown and described.

In testimony that we claim the foregoing as our own we have hereto affixed our signatures in presence of two witnesses.

ROBT. A. WARD.
R. J. ROGERS.

Witnesses:

M. W. GENTRY,
J. S. BOOTH.