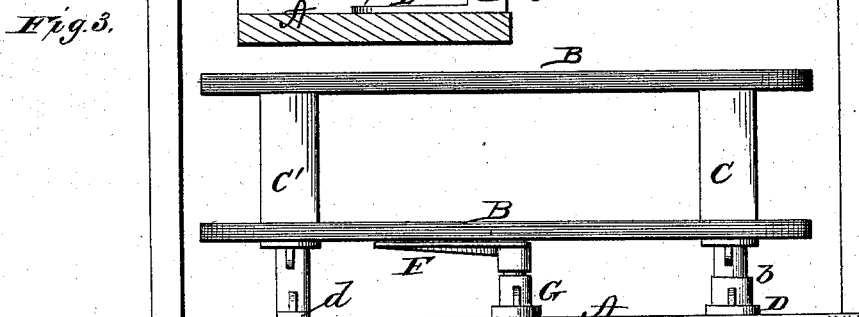
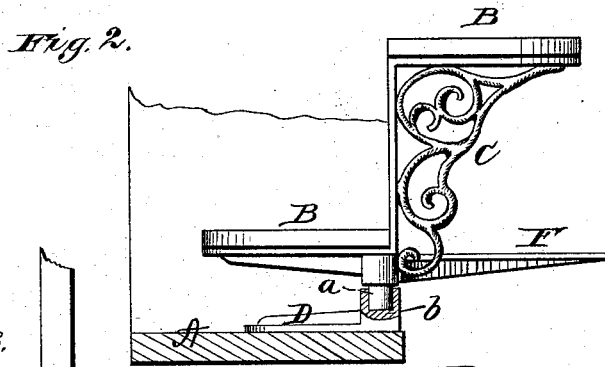
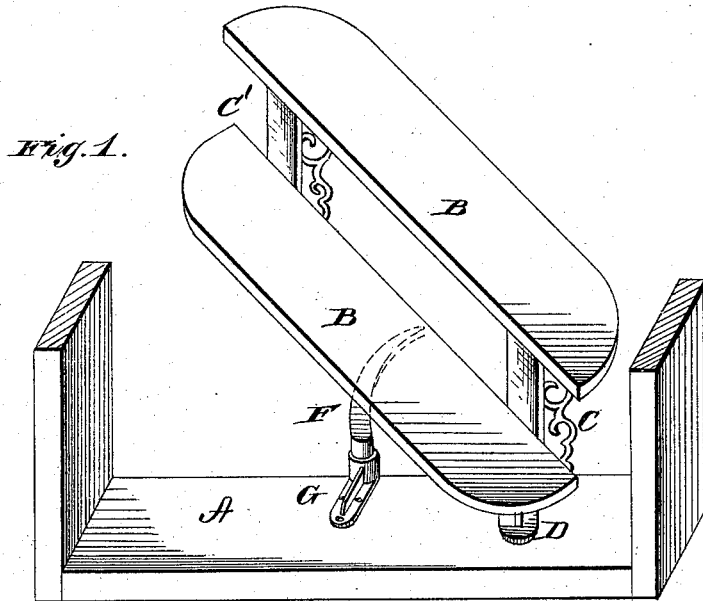


J. TRICKEL.
Bracket.

No. 211,278.

Patented Jan. 7, 1879.



WITNESSES

F. L. Curand
J. J. O'Carthy

BY

Joseph Trickel
Alexander Mason
ATTORNEYS

INVENTOR

UNITED STATES PATENT OFFICE.

JOSEPH TRICKEL, OF READING, PENNSYLVANIA.

IMPROVEMENT IN BRACKETS.

Specification forming part of Letters Patent No. **211,278**, dated January 7, 1879; application filed July 25, 1878.

To all whom it may concern:

Be it known that I, JOSEPH TRICKEL, of Reading, in the county of Berks and in the State of Pennsylvania, have invented certain new and useful Improvements in Flower - Pot Stands; and do hereby declare that the following is a full, clear, and exact description thereof, reference being had to the accompanying drawings, and to the letters of reference marked thereon, making a part of this specification.

The nature of my invention consists in the construction and arrangement of a shelving or stand for flower-pots, as will be hereinafter more fully set forth.

In order to enable others skilled in the art to which my invention appertains to make and use the same, I will now proceed to describe its construction and operation, referring to the annexed drawing, in which—

Figure 1 is a perspective view of my improved flower-pot stand. Fig. 2 is a detailed section, and Fig. 3 a front elevation, of the same.

A represents the sill of a window-frame on which my flower-pot stand is arranged. B B represent one, two, or more shelves, connected together by means of brackets C C' near their ends, said brackets forming rests for the various shelves, as shown.

The bracket C is formed at the bottom with a pin, *a*, which fits in a socket, *b*, on a plate, D, secured on the window-sill A, thus forming a swivel, on which the flower-stand can be swung around. The other bracket, C', forms at the bottom a foot-rest, *d*, for supporting that end of the stand on the sill. By these

means the stand can be swung around so that the shutters or sash can be opened or closed without removing the flower - pots, yet giving free access to the shutters.

For the purpose of supporting the stand when swung out, I provide an arm, F, which is swiveled in a plate, G, secured on the window-sill, as shown. This arm is concealed under the lower shaft when the stand is in position on the window-sill, but can easily be swung around as required to aid in supporting the stand when the same is turned out from the window.

Having thus fully described my invention, what I claim as new, and desire to secure by Letters Patent, is—

1. A flower-pot stand consisting of one, two, or more shelves connected by two brackets, one of which is provided with a foot-rest, and the other with a swivel, to be connected to the window-sill, for the purposes set forth.

2. The combination of the shelves B, bracket C', with foot-rest *d*, bracket C, with pin *a*, and the plate D, with socket *b*, all substantially as and for the purposes herein set forth.

3. The combination of the shelves B, swiveled bracket C, bracket C', with foot-rest *d*, and the central curved arm F, swiveled in the plate G, substantially as and for the purposes herein set forth.

In testimony that I claim the foregoing I have hereunto set my hand this 6th day of July, 1878.

JOSEPH TRICKEL.

Witnesses:

OSMUND GEIER,
THEO. J. SCHMIDT.