

L. HAILER.  
Pocket-Cup.

No. 211,568.

Patented Jan. 21, 1879.

Fig: 1.

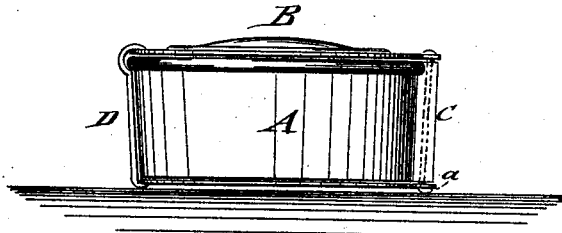


Fig: 2.

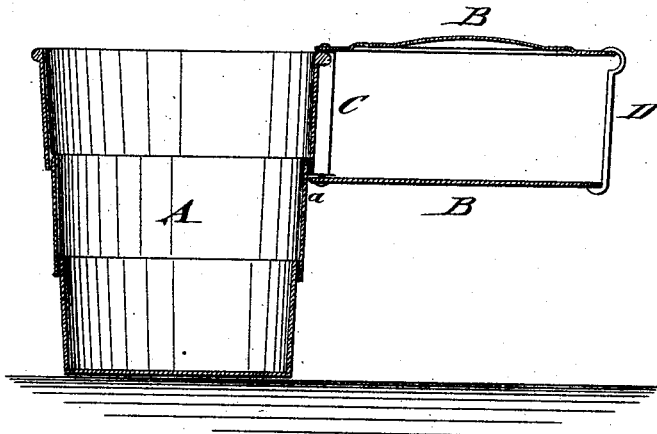
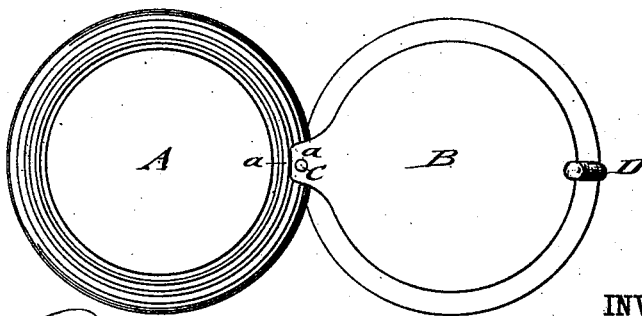


Fig: 3.



WITNESSES:

*Cras. Nida.*  
*Francis. M. Liddle*

INVENTOR:

*Ludwig Hailer*  
BY *Paul Geipel.*  
ATTORNEY.

# UNITED STATES PATENT OFFICE.

LUDWIG HAILER, OF ESSLINGEN, GERMANY.

## IMPROVEMENT IN POCKET-CUPS.

Specification forming part of Letters Patent No. **211,568**, dated January 21, 1879; application filed June 18, 1878.

*To all whom it may concern:*

Be it known that I, LUDWIG HAILER, of Esslingen, in the Empire of Germany, have invented a new and Improved Pocket-Cup, of which the following is a specification:

In the accompanying drawings, Figure 1 represents a side elevation of my improved pocket-cup, shown as folded up, for being carried in the pocket. Fig. 2 is a vertical central section of the cup, shown in position for use, and Fig. 3 is a bottom view of the same in open position.

Similar letters of reference indicate corresponding parts.

This invention has reference to an improved telescoping pocket-cup, that is so constructed in connection with an inclosing-case that when the cup is telescoped and placed within the case it is fully protected in the pocket, while the case serves as a handle for the cup when the same is swung out of the case and opened for use.

The telescoping cups hitherto in use have all the disadvantage that a separate box or case has to be provided for them, from which the cup has to be removed for use, or that the cup has to be carried without any protection in the pocket, so as to be liable to injury and exposure to dust and dirt.

The invention consists of a telescoping pocket-cup whose uppermost section is pivoted to a case that is open at the side, so as to allow the swinging in or out of the cup between the top and bottom plates of the case. The case has a strengthening and locking brace at a point diametrically opposite to the pivotal connection of cup and case. When the cup is swung out of the case and extended the case serves as a handle, and retains the cup by a projecting cheek of the bottom plate below the pivot in position thereon, so as to prevent dangling on the case.

Referring to the drawings, A represents a telescoping pocket-cup, of metal, hard rubber, or other suitable material, and B a case that is connected by a pivot, C, to the uppermost cup-section, and made of parallel top and bottom plates of equal size with the top and bottom openings of the upper cup-section. The case B is open at the side and braced at

a point diametrically opposite to the pivot by a strengthening-post, D, which serves also to bind on or lock the cup when the same, after telescoping its sections, is swung into the case between the top and bottom plates. The cup may be swung into or out of the case from either side, so as to be conveniently stored therein or extended for use, as desired.

When the cup is extended for use, as shown in Fig. 2, the case serves as a handle for the cup, so as to admit it to be used with great convenience.

The bottom plate of the case is extended below the pivot, so as to form a projecting cheek, *a*, which has at its face the same curvature as the second section of the cup, so that when the case is placed into position sidewise of the cup, with the diameters of cup and case in line with each other, the telescoping sections may be readily dropped below the case and the bottom cheek of the case then brought to bear on the second section, so as to retain thereby the cup in position on the case without admitting its dangling thereon. The rigid position of the cup on the case facilitates the use of the cup and secures the proper function of the case as a handle. For closing the cup the lower sections are pushed back into the uppermost section, and the cup is then folded into the case, where it is retained by the brace or post C, so as not to play loosely in the case when in the pocket.

In this manner a neat and handy pocket-cup is furnished that may be handled with the greatest ease, whether used for domestic, travelers', or sportsmen's purposes, and which may even be used by ladies with their gloves on without soiling the same.

Having thus described my invention, I claim as new and desire to secure by Letters Patent—

1. The combination of a telescoping pocket-cup with a pivoted locking-case, substantially as shown and described.
2. The combination of a telescoping pocket-cup with a pivoted case that serves either as a box or as a handle for the cup, substantially as set forth.
3. The combination of a telescoping pocket-cup with a case that is pivoted to the upper-

most cup-section and provided with a strengthening and locking brace, substantially as specified.

4. The combination of a telescoping pocket-cup with a pivoted and braced case, made of parallel top and bottom plates, of which the bottom plate has a projecting cheek below the

pivot to hold the cup rigidly in open position for use, substantially as set forth.

LUDWIG HAILER.

Witnesses:

C. HÄGELE,

CARL VILFORTH.