

J. GRAVES & A. W. PARTRICK.
Toilet, Work-Box and Writing-Desk.

No. 211,656.

Patented Jan. 28, 1879.

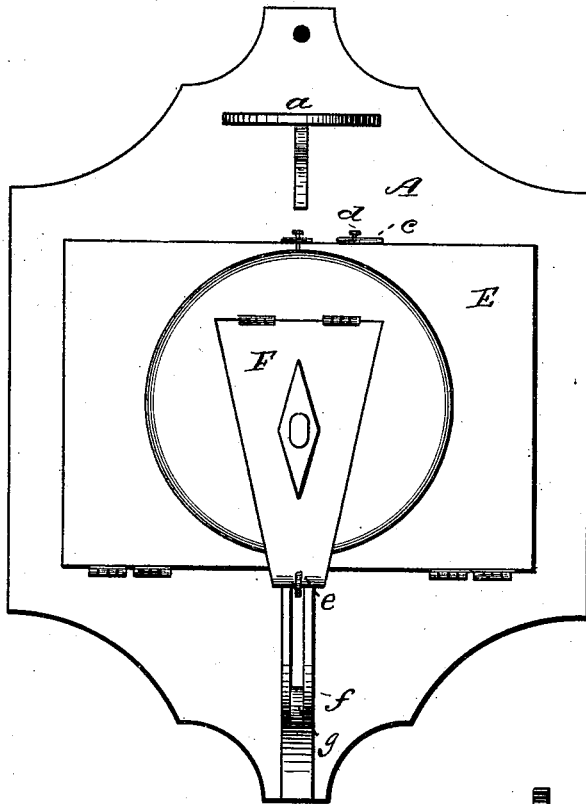
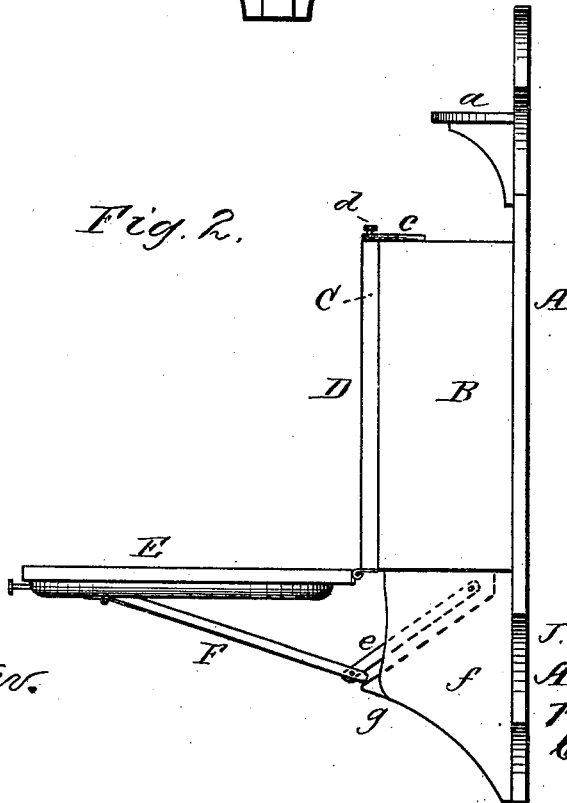


Fig. 2.



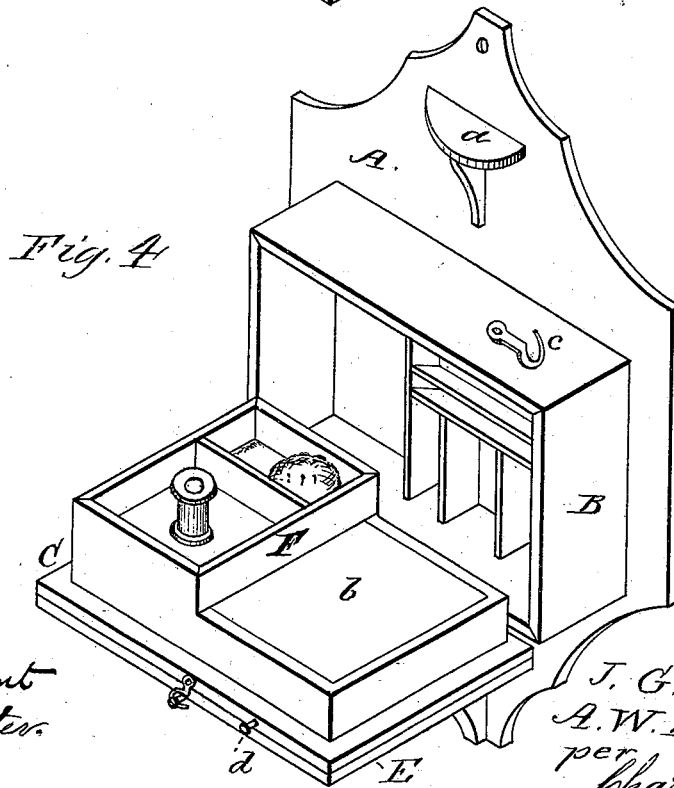
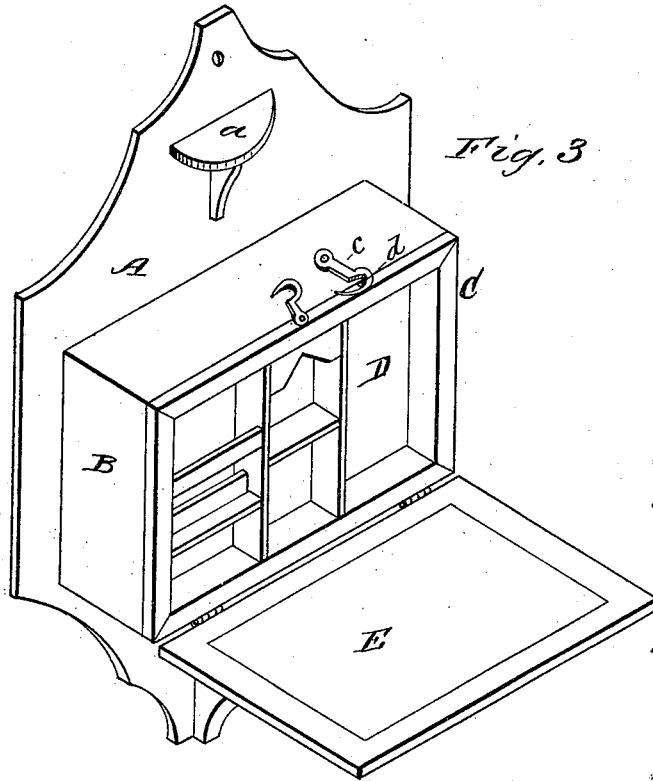
WITNESSES
Nat. & Oliphant
Geo. R. Porter.

INVENTORS
J. Graves,
A. W. Partrick,
per
Chas. H. Fowler,
Attorney

J. GRAVES & A. W. PARTRICK.
Toilet, Work-Box and Writing-Desk.

No. 211,656.

Patented Jan. 28, 1879.



WITNESSES

Nat. E. Cliphant
Geo. R. Porter

INVENTORS

J. Graves,
A. W. Partrick
per
Chas. H. Fowler,
Attorney.

UNITED STATES PATENT OFFICE.

JOHN GRAVES AND ALFRED W. PARTRICK, OF NEW YORK, N. Y.

IMPROVEMENT IN TOILET, WORK-BOX, AND WRITING-DESK.

Specification forming part of Letters Patent No. **211,656**, dated January 28, 1879; application filed December 6, 1878.

To all whom it may concern:

Be it known that we, JOHN GRAVES and ALFRED W. PARTRICK, of New York, in the county of New York and State of New York, have invented a new and valuable Improvement in Toilet, Work-Box, and Writing-Desk; and we do hereby declare that the following is a full, clear, and exact description of the construction and operation of the same, reference being had to the annexed drawings, making a part of this specification, and to the letters and figures of reference marked thereon.

Figure 1 of the drawings is a front elevation of our invention, showing the lid closed; Fig. 2, a side elevation, with lid open and in position for writing upon. Fig. 3 is a perspective view, in the same position as shown in Fig. 2. Fig. 4 is a perspective view, showing the work-box and toilet-case open.

This invention has relation to that class of writing-desks constructed to hang against the vertical wall of a room or other similar place; and consists in combining with such a desk a toilet-case or work-box, as will be hereinafter described.

In the accompanying drawings, A represents the back, provided with any suitable means or devices for securely fastening it against a wall at a convenient height for use. To the back A, near the top thereof, is secured a bracket, *a*, upon which may be placed any suitable ornament or any useful article desired. To the back A is also secured a toilet-case, B, provided with suitable compartments arranged in any convenient manner for holding brushes, combs, perfumery, and other articles required.

Hinged or otherwise connected to the toilet-case B is a swinging portion, C, constructed on one side for use as a work-box, as shown at F, and which may, if desired, have a table, *b*. The opposite side of the portion C is constructed to be used as a desk, as shown at D, when said portion is in a vertical position or up against the toilet-case B, it being held in this position by a hook, *c*, catching over a pin, *d*, upon the portion C. The desk D is of sufficient depth and has suitable shelves and compartments for books, paper, inkstand, pens, penholders, and such other articles as required for use.

Hinged or otherwise connected to the desk D is a lid, E, held up against said desk by a fastening similar to that which holds the portion C, through other means or locking devices may be employed. The lid E, when disconnecting it from its fastening, drops down at an angle or to a horizontal plane and forms a leaf upon which to write.

To the under side of the leaf or lid E is a brace, F, one end of said brace being hinged thereto, and the other end having pivoted a metal rod, *e*. One end of the rod *e* is pivoted to a bracket, *f*, and works within an elongated slot formed in the bracket of sufficient size to allow the free workings of the rod in closing or opening the lid or leaf. The lower end of the brace F, when the lid or leaf is open in position for writing upon, rests on a bearing, *g*, projecting out from the bracket *f*. Thus the brace F forms a firm and strong support for not only the lid or leaf E, but the portion C.

We do not wish to be understood as confining ourselves to any particular number, size, or form of compartments, shelves, or divisions in the desk, work-box, or table, and the toilet-case, or the material from which they are made.

Should a swinging inkstand be found preferable, or one permanently connected to the writing-desk in place of a portable inkstand, it may be so arranged that when the work-box or table is opened or closed the inkstand will swing around, thereby bringing the top always up, it being weighted or loaded at the bottom and hung on trunnions placed in bearings in the receptacle for the same.

Having now fully described our invention, what we claim as new, and desire to secure by Letters Patent, is—

1. The improved hanging desk or wall-pocket herein described, provided with a base, A, a swinging portion, C, hinged thereto, and constructed on one side for use as a work-box and on the other side for use as a desk, and a lid, E, hinged to said portion C, and adapted for use in the manner and for the purpose set forth.

2. As an article of manufacture, the device herein described, consisting of the toilet-case B, central hinged portion C, provided on one side with suitable divisions to form a work-

box and on the other side to form pigeon-holes or files for a desk, and the lid E, all connected to a base, A, as set forth.

3. The hinged lid E of a wall-desk and brace F, in combination with the rod e, bracket f, and bearing g, substantially as and for the purpose described.

In testimony that we claim the above we

have hereunto subscribed our names in the presence of two witnesses.

JOHN GRAVES.
ALFRED W. PARTRICK.

Witnesses:

WALTER H. WALDRON,
ABRAHAM GEIER.