

W. WICKE.  
Drop-Shelf for Ovens.

No. 211,677.

Patented Jan. 28, 1879.

Fig. 1.

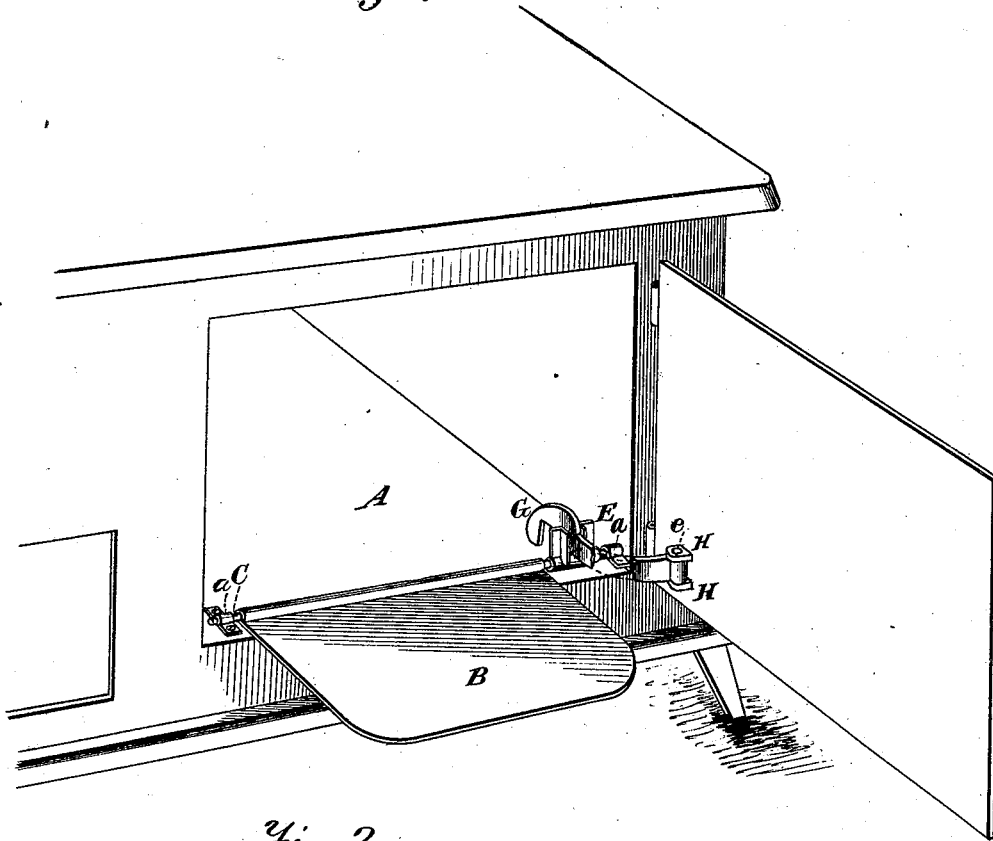


Fig. 2.

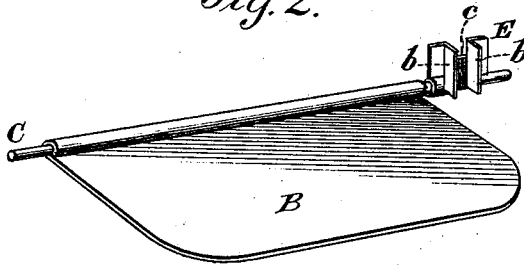
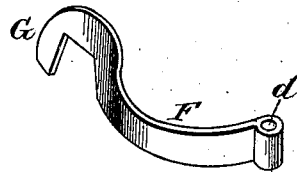


Fig. 3.



Witnesses.  
A. Ruppert,  
C. E. Luby

Inventor.  
Wilhelm Wicke,  
By Theodor Mungen,  
Attorney.

# UNITED STATES PATENT OFFICE.

WILHELM WICKE, OF STUYVESANT, NEW YORK.

## IMPROVEMENT IN DROP-SHELVES FOR OVENS.

Specification forming part of Letters Patent No. **211,677**, dated January 28, 1879; application filed December 2, 1878.

*To all whom it may concern:*

Be it known that I, WILHELM WICKE, of Stuyvesant, in the county of Columbia and State of New York, have invented certain new and useful Improvements in Drop-Shelves for Ovens in Stoves; and I do hereby declare that the following is a full, clear, and exact description of the same, reference being had to the accompanying drawings, forming a part of this specification, in which—

Figure 1 is a view, in perspective, of a drop-shelf embodying the improvements in my invention attached to an oven, the door of the same being open. Fig. 2 is a view, in perspective, of the shelf removed, and Fig. 3 is a detail view of the operating-arm removed.

This invention relates to drop-shelves for ovens; and it consists in the improvements in the construction of the same hereinafter fully described, and particularly pointed out in the claim.

Referring to the drawings, A represents the oven, and B the drop-shelf, journaled in bearings *a a*, as shown. At the end of the rod C, and near the hinged side of the door D, is secured the double guide E, consisting of the projecting flanges *b b* and the recessed plate *c* between them.

An arm, F, having a hook, G, rectangular upon its upper and front inner edges, and curved upon its rear inner edge, is secured, by an eye, *d*, and pin, between the ears *ee* of a projecting stud, H, cast upon the door D near its rear lower corner, so that said arm F is hinged to the door D.

In operation, the arm F works in the double guide E in the following manner: In the position shown in Fig. 1, by closing the door D the curved rear edge of the hook G bears against the top of the recessed plate *c*, between the flanges *b b*, turns the rod C, and carries the shelf B up to a vertical position; but during the ascent of the shelf the hook G leaves the top of the plate *c*, and that portion of the arm F in rear of the hook G bears upon the face of the plate *c* and causes the shelf to be turned up gradually.

When the door is again opened the vertical portion of the hook G draws upon the edge of the plate *c* of the guide E, and the shelf is lowered in a manner precisely the reverse of that in which it has been elevated. It is necessary, in order to apply the arm to the guide, that the arm shall be hinged, as shown.

Having thus fully described my invention, what I claim as new and useful, and desire to secure by Letters Patent, is—

In an oven, the combination of the shelf B, having the rod C, provided with the double guide E *b c*, with the hooked arm F G, hinged to the door D, substantially as and for the purpose set forth.

In testimony that I claim the foregoing improvements as above described I have hereunto set my hand and seal.

WILHELM WICKE. [L. S.]

Witnesses:

CHARLES F. WISE,  
THEO. MUNGEN.