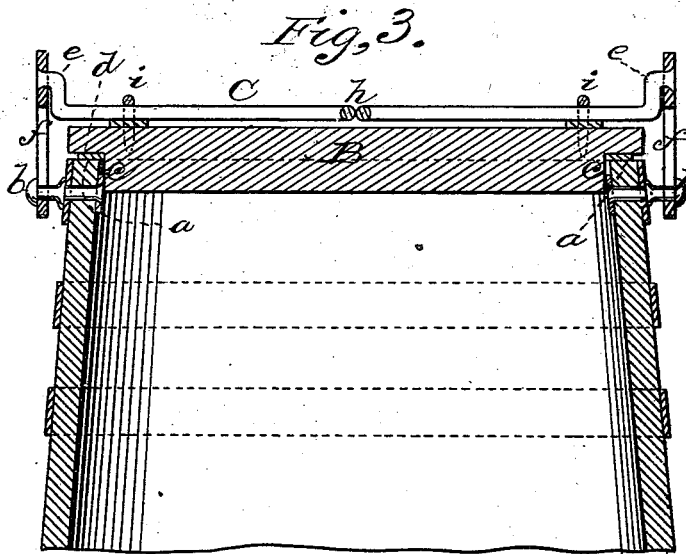
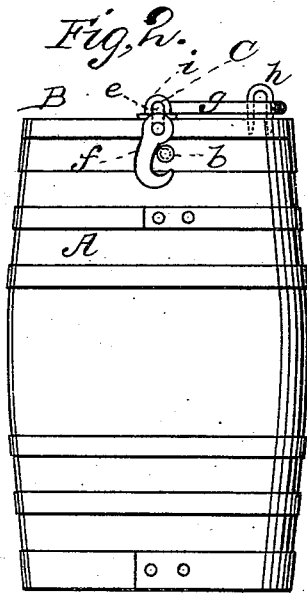
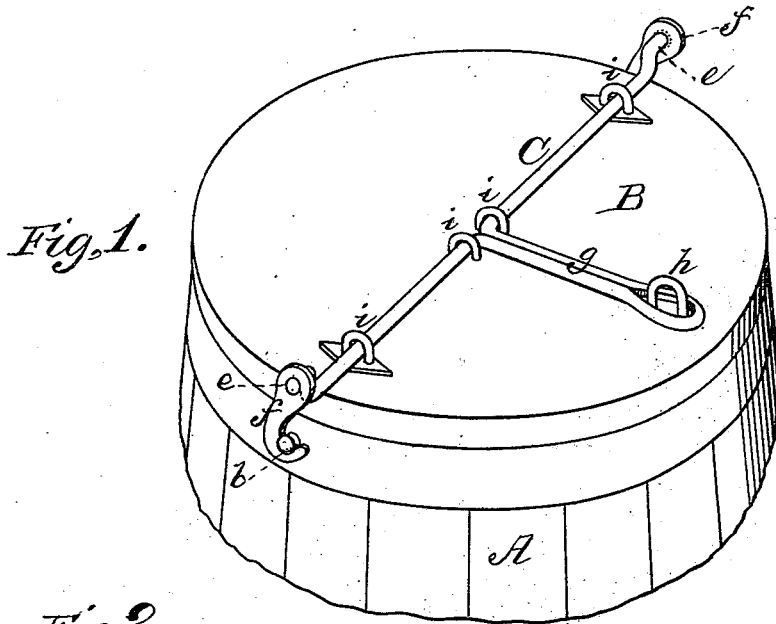


H. C. REYNOLDS & W. H. BROWN.

Barrel-Cover Attachment.

No. 211,787.

Patented Jan. 28, 1879.



WITNESSES

*Villette Anderson*  
*F. J. Chasi.*

INVENTORS

*Henry Clay Reynolds,*  
*William H. Brown*  
*By E. W. Anderson*  
ATTORNEY

# UNITED STATES PATENT OFFICE.

HENRY C. REYNOLDS AND WILLIAM H. BROWN, OF NORFOLK, VIRGINIA.

## IMPROVEMENT IN BARREL-COVER ATTACHMENTS.

Specification forming part of Letters Patent No. **211,787**, dated January 28, 1879; application filed December 21, 1878.

*To all whom it may concern:*

Be it known that we, HENRY C. REYNOLDS and WILLIAM H. BROWN, of Norfolk, in the county of Norfolk and State of Virginia, have invented a new and valuable Improvement in Barrel-Cover Attachments; and we do hereby declare that the following is a full, clear, and exact description of the construction and operation of the same, reference being had to the annexed drawings, making a part of this specification, and to the letters and figures of reference marked thereon.

Figure 1 of the drawings is a representation of a perspective view of the barrel, showing our invention. Fig. 2 is a side view of the barrel, lid, and fastening; and Fig. 3 is a longitudinal vertical section of the same.

This invention has relation to improvements in means for attaching covers to barrels.

Our invention has especial reference to barrels for holding fresh fish, oysters, shell-fish, and the like, but is useful when applied to other storage-vessels.

The nature of the invention consists in combining, with a barrel having near its upper edge projecting studs diametrically opposite each other, and a lid rabbeted into said barrel, of a rock-shaft journaled in and extending across the said lid, crank-arms on the ends of said shaft, swinging hooks depending from the crank-arms and adapted to engage said studs or buttons, a manipulating hasp-handle on said rock-shaft, and a staple therefor on the lid, as will be hereinafter more fully set forth.

In the annexed drawings, the letter A designates a barrel of the description usually employed to ship fresh fish, oysters, and other like articles. This barrel has a broad flat bearing, *a*, for the lid B, and is provided with strong metallic studs or buttons *b*, diametrically opposite each other, near its upper edge. These studs extend completely through the staves of the barrel, and are headed on the inside over a washer, in the usual way, to prevent them from being drawn out.

The lid B is rabbeted on its under side, as shown at *c*, and the reduced part enters the

barrel. The edge flange of the cover rests upon the bearing *a* of the barrel, and a rubber or other packing-ring, *d*, is interposed to prevent leakage.

C represents a rock-shaft, of any suitable metal, extending across the cover, and journaled therein in any suitable manner. This shaft has at each end a crank-arm, *e*, from each of which depends a strong vibrating hook, link, or plate, *f*, and at its middle portion a lever-hasps, *g*, adapted, under circumstances hereinafter set forth, to pass over a staple, *h*, upon the lid or cover.

The rock-shaft is usually attached to the cover by means of staples *i*, and its hasp-lever ordinarily formed in one piece therewith; but this is not imperative.

The operation of our improved cover and fastening is as follows: The barrel being filled, and the cover laid on with the rock-shaft in line with the studs or buttons *b*, and the hooks *f* on the crank-arms *e* extending below the same, the hasp-lever *g* is thrust down toward the staple *h*, causing the hooks to take hold under said buttons. This occurs before the full stroke of the said hasp-lever is had; consequently, if the downward movement of the same be continued until it engages the hasp, the packing-ring will be compressed, and a tight joint be formed between the barrel and cover.

The lever-hasps is held down by an ordinary padlock, and the cover thus secured to the barrel.

It will be evident that the rabbet on the under side of the cover prevents the latter from being removed edgewise from the barrel, and the locking device locks it against all other possible displacement.

The entire fastening devices in this lock attachment are upon the lid, and are removed bodily when it is removed, and the studs or buttons are protected against casual injury by the bilge of the barrel.

What we claim as new, and desire to secure by Letters Patent, is—

The combination, with a barrel having the projecting studs *b*, and a lid, B, rabbeted into

the said barrel, of the rock-shaft C, extending across and journaled in said lid, crank-arms *e* on the ends of said shaft, the swinging hooks *f*, depending from the crank-arms, a manipulating hasp-lever, *g*, on the rock-shaft, and a staple, *h*, on the lid, substantially as specified.

In testimony that we claim the above we

have hereunto subscribed our names in the presence of two witnesses.

HENRY CLAY REYNOLDS.  
WILLIAM HENRY BROWN.

Witnesses:

J. A. BILISODY, Jr.,  
W. J. RICHARDSON, Jr.