

J. H. FENTON.

Combined Horse Boot and Weight.

No. 211,897.

Patented Feb. 4, 1879.

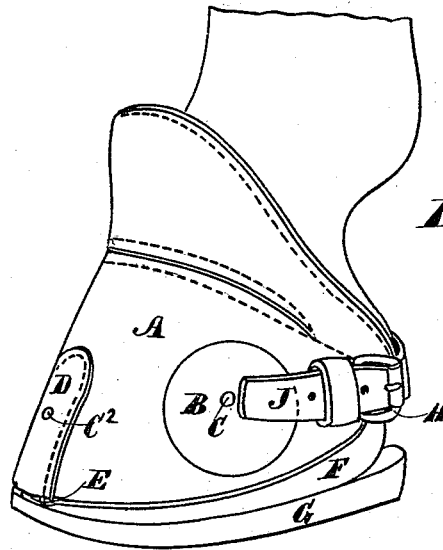


Fig. 1.

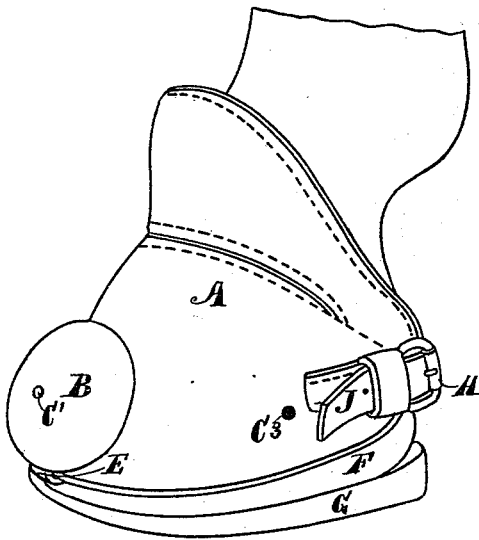


Fig. 2.

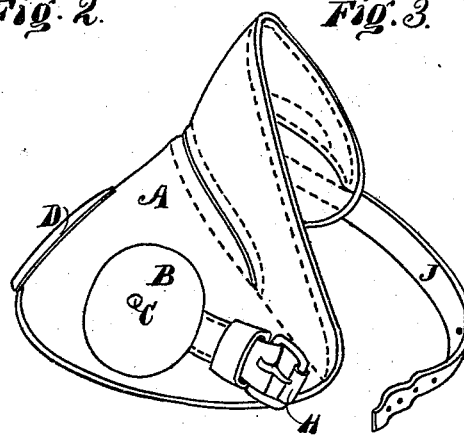


Fig. 3.

WITNESSES;

*Byron A. Tyler*  
*D. J. Speed*

INVENTOR.

*John H. Fenton*  
*Per C. O. Smith*  
*his Attorney*

# UNITED STATES PATENT OFFICE.

JOHN H. FENTON, OF INDIANAPOLIS, INDIANA.

## IMPROVEMENT IN COMBINED HORSE-BOOT AND WEIGHT.

Specification forming part of Letters Patent No. **211,897**, dated February 4, 1879; application filed October 5, 1878.

*To all whom it may concern:*

Be it known that I, JOHN H. FENTON, of Indianapolis, in the county of Marion and State of Indiana, have invented a new and useful Adjustable Side and Toe Weight for Boots used on Trotting-Horses, of which the following is a description, reference being had to the accompanying drawings.

The object of my invention is to provide an adjustable weight, and means of fastening the same to a boot of a trotting-horse, so that when attached to the side of the boot it will give the animal an open gait, and spread the hind feet and permit them to pass the front feet without striking, and when adjusted to the front of the boot and applied to the front feet will act as a toe-weight.

Prior to my invention side-weight boots have been made with the weight made fast to the boot, or with pockets to receive the weight; but I am not aware that weights have been made that could be attached to the side or toe of a boot, or removed therefrom at will, prior to my invention.

My invention consists of the new construction and arrangement of the weight and screw, and in the new combination of parts with the boot, as will be hereinafter fully set forth and described.

In the accompanying drawings, in which like letters of reference in the different figures indicate like parts, Figure 1 represents a perspective view of a horse's foot, showing a pegging-boot, with my improved adjustable detachable weight attached to the side. Fig. 2 represents the same with the weight attached to the toe; and Fig. 3 represents the boot, with side weight attached, removed from the hoof.

A represents the boot, provided with a spur, E, incased in the casing D, the strap J, and buckle H, all of which are of the ordinary form except the spur E, which, in this device, is

provided with a hole, C<sup>2</sup>, for the purpose of attaching the weight when used as a toe-weight.

The weight B is semicircular in form, slightly concave on the side next to the boot, and provided with a hole in its center that is tapped with a screw-thread, thus making the weight a nut that screws on the screw C, which is inserted in the hole C<sup>3</sup> from the inside of the boot at the side, or in the hole C<sup>2</sup> through the spur E at the front of the boot, as shown in Figs. 1 and 2.

The weight may be of any desired size and shape, and when attached to the side of the boot, as in Figs. 1 and 3, on the hind feet, tends to spread the feet of a horse while trotting, so as to give him an open gait, and permit the hind feet to pass the front feet without striking; but when the weight is removed from the side of the boot and attached to the front the boot may then be used on the front foot, when the weight acts as a toe-weight, and gives the horse a better knee action. Thus the boot may be used as a side-weight or a toe-weight boot, and by removing the weight entirely may be used as a pegging-boot.

What I claim, and desire to secure by Letters Patent, is—

1. A horse-boot provided with an interchangeable weight, adapted to be secured to the front or side of the boot by means of a screw or bolt, substantially as shown and described.

2. In combination with a horse-boot, A, the screw-threaded weight B and screw C, all substantially as shown and described.

In testimony whereof I have signed my name to this specification in the presence of two subscribing witnesses.

JOHN H. FENTON.

Witnesses:

E. O. FRINK,  
D. F. SPEES.