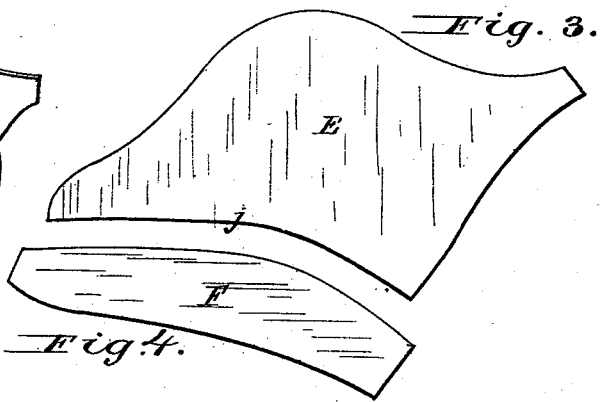
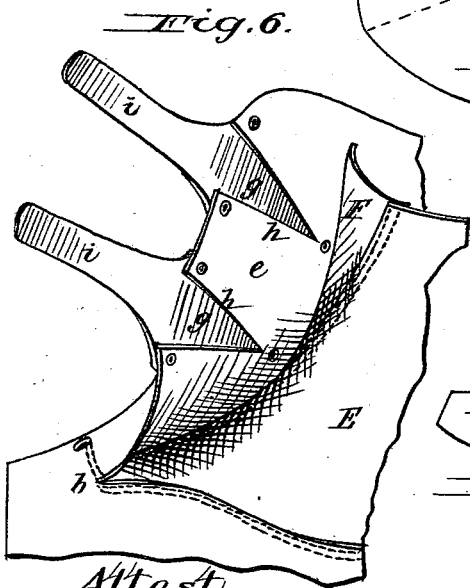
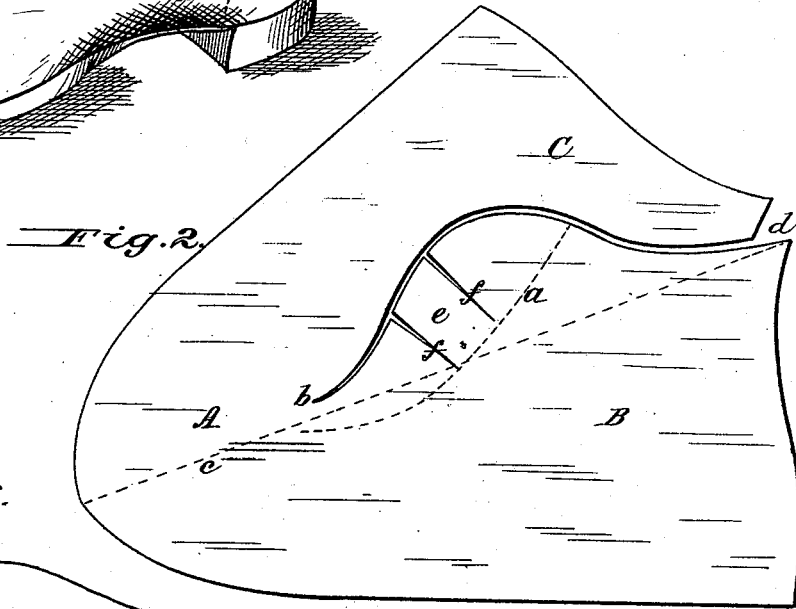

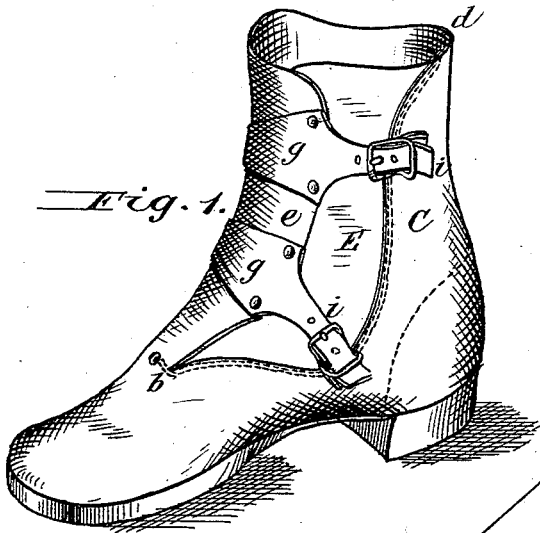


C. D. BIGELOW.
Plow-Shoe.

No. 211,956.

Patented Feb. 4, 1879.



Attest
H. L. Perin
Floyd Harris.

Inventor.
Charles D. Bigelow
By. Johnson & Johnson
Atty's.

UNITED STATES PATENT OFFICE.

CHARLES D. BIGELOW, OF BROOKLYN, NEW YORK, ASSIGNOR TO THE NATIONAL PLOW-SHOE COMPANY, OF NEW HAVEN, CONNECTICUT.

IMPROVEMENT IN PLOW-SHOES.

Specification forming part of Letters Patent No. **211,956**, dated February 4, 1879; application filed November 18, 1878.

To all whom it may concern:

Be it known that I, CHARLES DANA BIGELOW, of Brooklyn, in the county of Kings and State of New York, have invented certain new and useful Improvements in Plow-Shoes; and I do hereby declare that the following is a full, clear, and exact description of the invention, which will enable others skilled in the art to which it appertains to make and use the same, reference being had to the accompanying drawings, and to letters of reference marked thereon, which form a part of this specification.

The invention herein relates to what are known as "plow-shoes," and is an improvement upon the shoe patented to W. H. Land, February 5, 1878, and in which the lapel is formed integral with the shoe-upper, and made to fit the instep without crimping, by means of a cross-incision in said lapel, and a gore inserted and filling the gap forming incision, and forming, also, the buckle-strap, so as to produce a lap-joint over the instep, bringing the ankle-bend and the buckling over the ankle-bone, and in line with the inserted gore, which brings the termination of the incision in line with the ankle-bend.

My improvement consists in a special arrangement of a lapel cross-piece formed by cross-incisions, and to each edge of which are fastened gores, leaving the tongue pliable, so as to avoid the uncomfortable buckling over the ankle, and produce a more comfortable buckling and easy ankle-bend, by bringing the line of the ankle-bend directly in the lapel cross-piece, and through an easily-bending surface, at a point between an upper cross-incision and its matching buckle-gore, and a lower cross-incision and its matching buckle-gore, with the buckles above and below the ankle-bone, and thereby obviating the ankle-cut at the bend, the buckling over the ankle-bone, the crimping of the front top, the tendency of the upper to break at the end of the incision, a rivet-fastening of the gore in the line of the ankle-bend, and the fastening-rivet at a point over the ankle-bone, and to increase the height of the shoe-top.

Referring to the drawings, Figure 1 represents a shoe embracing my invention; Fig. 2, the pattern forming the vamp portion A, the

inside quarter, B, the outside heel portion, C, and that part which forms the lapel, and which gives the front-bend buckle-flap from the line *a*, Fig. 2; Fig. 3, the piece forming the outside top, over which the lapel extends and to which the tongue is stitched; Fig. 4, the tongue; Fig. 5, one of the gore buckling-straps; and Fig. 6, an inner side-view of the buckle-flap, showing the lapel cross-tongue.

A curved cut extends from a point, *b*, at one side of the middle of the vamp A, (indicated by the middle dotted line *c* in Fig. 2,) to a point, *d*, on said pattern, which in the shoe is at the top of the outside heel portion, C, as in Fig. 1.

I form a cross-piece, *e*, in the lapel about the middle of its length, and about an inch and a quarter wide, by means of cross-cuts *f f*, extending from the edge of the curved cut *b d* to and terminating at the line *a* of the bend of the lapel. This piece thus located is in the line of the ankle-bend, and the cross-cuts form gaps in the lapel on each side of the cross-piece *e* in making the shoe. The gores *g g*, which cover these cross triangular-shaped gaps, are fastened by one edge of each to the edges *h h* of the cross-piece, thus leaving that portion of the piece between the gores to give an easy bend in the line of the ankle. The gores terminate in buckle-straps *i i*, and by reason of the position of the cross-piece these straps extend from the separate gores, so as to give an oblique fastening across the instep, and a horizontal fastening above the ankle.

The lapel cross-piece, formed as described, gives a higher-top shoe, a better set, a better fit, an easy buckling, and a more desirable shoe than one in which the incision, the gore, and the buckling are made in the line of the bend of the ankle-joint.

The outside top piece, E, is sewed to the outside heel portion, and to the vamp along the edge of the curved cut *b d*, and the tongue-piece F is sewed to said piece E at the edge *j*, so as to stand inward under the lapel, as shown in Fig. 6. The pieces E and F should be of lighter material.

The cross-piece *e* is not a separate piece, but forms an integral part of the lapel, and is made continuous with it by its union with

the joining gores. The cross-piece and the double gores combined give two independent curves, the upper one of which sufficiently opens the edge of the integral flap to throw its top forward the required distance to prevent cramping the leg in walking. The buckles I prefer to fasten to the outer heel portion.

I do not claim a separate buckling-strap set as a gore in the lapel of a shoe-upper, nor buckling-straps cut and formed from the lapel and vamp parts of a shoe-upper; but my improvement differs from those plans in providing the lapel with a cut cross-piece, *e*, in the line of the ankle-bend, combined with separate buckle-gore straps, attached to said cross-piece in a manner to obtain certain advantages which are important in a buckle-shoe.

I claim—

A shoe-upper provided with the cut cross-piece *e*, formed in the lapel, as described, in combination with the separate buckle-gore straps *g g i i*, one attached to the upper edge of said cross-piece and the other to the lower edge of the same, leaving the line of bend in said cross-piece, as shown and described.

In testimony that I claim the foregoing I have affixed my signature in the presence of two witnesses.

CHARLES D. BIGELOW.

Witnesses:

A. E. H. JOHNSON,

J. W. HAMILTON JOHNSON.