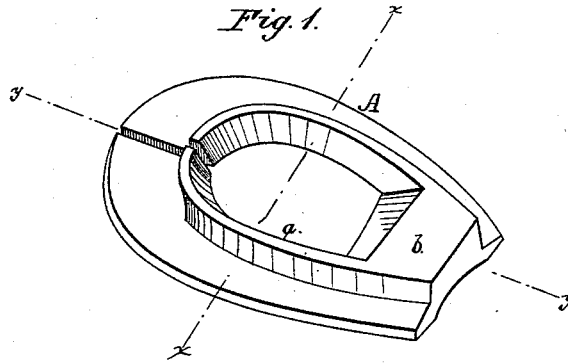


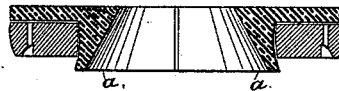
W. A. TAYLOR.  
Horseshoe-Pad.

No. 212,069.

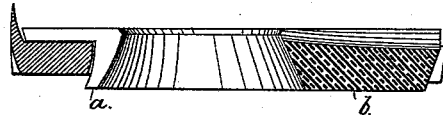
Patented Feb. 4, 1879.



*Fig. 2.*



*Fig. 3.*



WITNESSES:

*W. W. Hollingsworth*  
*Edw. W. Byrum*

INVENTOR:

*W. A. Taylor*

BY *[Signature]*

ATTORNEYS.

# UNITED STATES PATENT OFFICE.

WILLIAM A. TAYLOR, OF WASHINGTON, DISTRICT OF COLUMBIA.

## IMPROVEMENT IN HORSESHOE-PADS.

Specification forming part of Letters Patent No. 212,069, dated February 4, 1879; application filed December 16, 1878.

*To all whom it may concern:*

Be it known that I, WILLIAM A. TAYLOR, of Washington city, District of Columbia, have invented a new and Improved Horseshoe-Pad; and I do hereby declare that the following is a full, clear, and exact description of the same, reference being had to the accompanying drawings, forming part of this specification, in which—

Figure 1 is a perspective view of the pad turned bottom side up. Fig. 2 is a transverse section through line *xx* of Fig. 1, showing the shoe applied; Fig. 3, a horizontal section through line *yy* of Fig. 1, showing the shoe applied.

My invention relates to certain improvements in rubber pads, which are interposed between the horse's shoe and hoof.

The improvement consists in constructing the pad with a beveled flange, that projects down inside of the shoe to avoid balling, and with a division or joint at its front end, whereby the pad may be expanded to suit the size of the horse's hoof, all as hereinafter more fully described.

In the drawings, A represents the pad, which is to be molded of soft rubber. Said pad is formed with a downwardly-projecting flange, *a*, around the exterior of which the shoe fits, the said flange extending down about a quarter of an inch below the shoe.

This flange, it will be seen, serves to hold the pad in place while the shoe is being nailed through the body of the pad, and also by pressing against the ground tends to prevent slipping.

In forming the inner edge of the flange it is beveled, as shown, so as to make the central opening flaring to allow snow to be easily knocked out from the bottom of the foot and prevent balling.

In forming the rear portion of the pad it is made continuous and solid, as at *b*, and this solid bearing-surface, with the curve or hollow in front, affords a good foothold to prevent slipping.

To adapt the pad to different sizes of horses'

feet it is divided directly in the middle at the front, which, in connection with the general flexibility of the pad, allows the same to be expanded to the required dimensions.

By making this division in the front instead of the rear, the shoe makes a lap-joint with the same, and the continuity of the bearing in the rear to prevent slipping is not broken up.

In defining my invention with greater clearness, I would state that I am aware that a rubber horseshoe-pad has been made with an inner flange without being beveled, and that to avoid balling the pad has also been made without a central opening.

In the first case, however, the snow balls in the horse's hoof, while in the latter the large amount of rubber required not only adds greatly to the expense of the pad, but gives an undue weight to the foot.

By making the pad with a central opening and beveling the inside of the flange, it will be seen that I not only reduce the weight and expense of the pad, but also prevent balling, and get, besides, a curved and continuous edge at the rear of the pad, to form a hold upon the ground against slipping.

With respect to the feature of the divided front end of the pad, I am aware that a rubber pad for sustaining the frog of a horse's foot has been provided with two thin tongues, which extend forward toward the toe, but short of the length of the hoof.

These tongues are only intended to extend far enough forward to be caught and held by the nails, and their division or disconnected character at their front end is not only incidental, but they fail to give an elastic bearing for the toe, and, moreover, have no flange.

In my case it will be seen that, while the division of the forward end of the pad permits it to be expanded to larger hoofs, the flange around the perforation co-operates with said division to limit the amount of said expansion, so that the pad may be easily held to its position while being nailed through.

Having thus described my invention, what I claim as new, and desire to secure by Letters Patent, is—

1. An elastic horseshoe-pad having a central perforation, a marginal flange, *a*, about the same, and a divided front end, substantially as shown and described.
2. A centrally-perforated and flexible horse-

shoe-pad having a downwardly-projecting flange, *a*, adapted to fit inside the shoe and provided with a beveled inner wall, as shown and described.

W. A. TAYLOR.

Witnesses:

SOLON C. KEMON,  
CHAS. A. PETTIT.