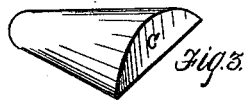
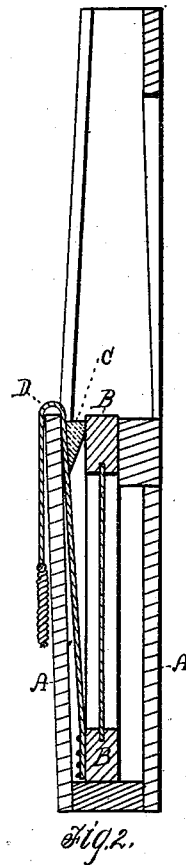
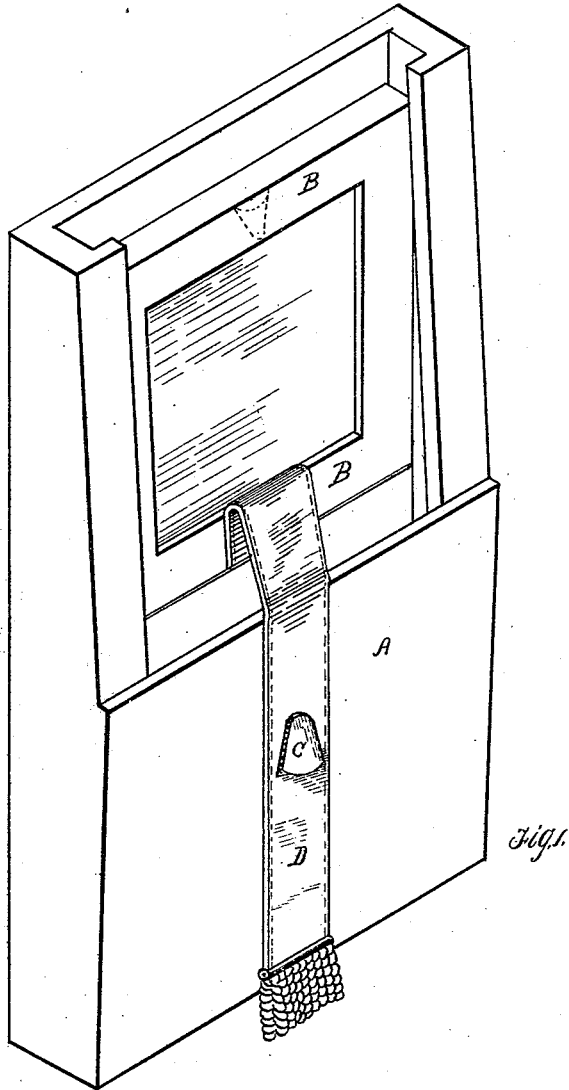


C. WEST.  
Carriage-Window Fastener.

No. 212,074.

Patented Feb. 4, 1879.



Witnesses.

*J. H. Dicken*  
*W. E. David*

Inventor.

*Columbus West*

# UNITED STATES PATENT OFFICE.

COLUMBUS WEST, OF PITTSBURG, PENNSYLVANIA.

## IMPROVEMENT IN CARRIAGE-WINDOW FASTENERS.

Specification forming part of Letters Patent No. **212,074**, dated February 4, 1879; application filed December 6, 1878.

*To all whom it may concern:*

Be it known that I, COLUMBUS WEST, of Pittsburg, in the county of Allegheny and State of Pennsylvania, have invented a new and useful device for preventing a carriage sash or window, when lowered and resting in the berths, from rattling when the carriage is in motion; and I do hereby declare that the following is a full and exact description thereof, reference being had to the accompanying drawings, and to the letters of reference marked thereon.

This invention consists mainly in the combination, with a carriage-sash and its berth, of a wedge-block, for the purpose of holding the sash, when lowered and resting in the berth, from rattling when the carriage is in motion.

In the drawings, Figure 1 represents an inside perspective view of a carriage-door, with sash up, showing the wedge-block C attached to the holder D; Fig. 2, a sectional view, showing the sash B down in its berth, with the wedge-block in proper position to prevent the sash from rattling; and Fig. 3, the wedge-block C detached.

To enable others skilled in the art to make my invention and properly apply it, I will proceed to fully describe the same.

A, Figs. 1 and 2, represents the carriage-door, and B the sash, which are of the usual well-known construction. C represents a wedge-block, made of gum, rubber, or of any other suitable material. D represents the holder or lifter, to which, if desired, the wedge-

block may be applied, it being located thereon in such position that when the sash is lowered in its berth the same will rest at or near the top of the berth, as shown in Fig. 2. This wedge-block may be covered, if desired, with any suitable material, leaving a sufficient edge, so that it can be stitched to the holder D or fastened to the sash-frame B.

The wedge, it will be understood, must be of sufficient thickness to bind the sash in its berth, when the same is lowered, with sufficient force to prevent rattling.

The wedge may be applied either to the holder, as shown in full lines in Fig. 1, or to any proper point upon the sash-frame, as shown in dotted lines, Fig. 1.

The described invention is exceedingly simple in construction, and yet very effective in operation. Its application to the sash, it will be understood, does not interfere at all with the raising and lowering of the same.

Having thus described my invention, what I claim as new, and desire to secure by Letters Patent, is—

1. In combination with a carriage-sash and its berth, a wedge-block, substantially as described.

2. In combination with the carriage-sash and its berth, the wedge block and holder, substantially as described.

COLUMBUS WEST.

Witnesses:

J. CHAS. DICKEN,  
FRANK E. MÜHLSTEIN.