

C. HANSON.
Faucet-Hole Cover for Ice-Box.

No. 212,095.

Patented Feb. 11, 1879.

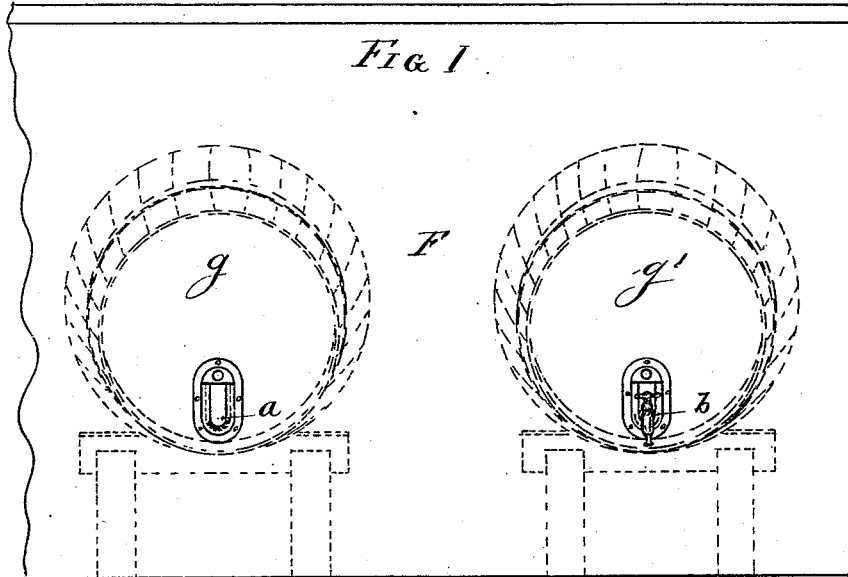


FIG 2

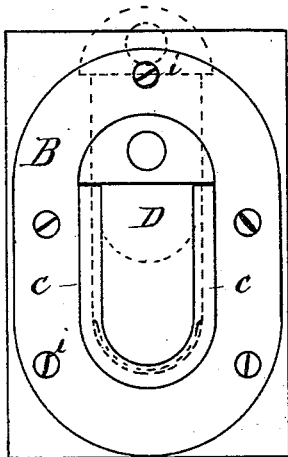
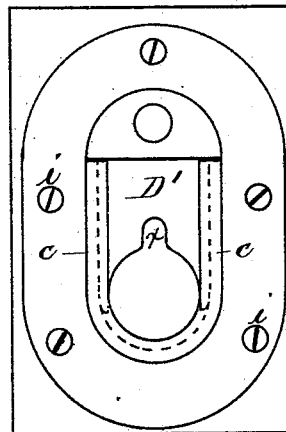


FIG 3



Witnesses
Wm H. Chapin
H. A. Chapin

Inventor
Charles Hanson
By Chapin & Co
Attys

UNITED STATES PATENT OFFICE

CHARLES HANSON, OF MOLINE, ILLINOIS, ASSIGNOR OF ONE-HALF HIS
RIGHT TO JAMES G. WELLS, OF SAME PLACE.

IMPROVEMENT IN FAUCET-HOLE COVERS FOR ICE-BOXES.

Specification forming part of Letters Patent No. **212,095**, dated February 11, 1879; application filed
July 5, 1878.

To all whom it may concern:

Be it known that I, CHARLES HANSON, of Moline, county of Rock Island, and State of Illinois, have invented new and useful Improvements in Faucet-Hole Covers for Ice-Boxes, which improvements are fully set forth in the annexed specification and in the accompanying drawings.

The object of my invention is to provide for use upon ice-boxes, in which are packed kegs of beer to be cooled before and while being drawn for use, a durable and effective outside cover for the faucet-holes which are necessarily made through wooden sides of said ice-boxes, providing thereby a practicable and ready means for entirely closing such holes when no faucet is in them, and for an equally effective means for tightly closing said openings around the faucets projecting through said boxes, and in both cases so preventing the contents thereof from escaping therefrom.

My faucet-hole cover consists of a metallic frame of oblong shape, having a suitable opening therein of corresponding form, and two interchangeable slides, arranged to be inserted in guides affixed to the borders of said opening, so that said slides may be made to fit quite tightly between said guides and the face of said frame. One of said slides is to be used when no faucet is in a keg behind it, and one when a faucet is in.

Referring to the drawings, which consist of three figures, Figure 1 is a view of a portion of an ice-box containing two beer-kegs, and in which *a* represents one of my improved covers closed before the faucet-hole, and in which *b* shows one of my covers with a faucet entering through it into the keg inside of the box. Fig. 2 shows one of my covers detached from the ice-box, in which is a slide for closing the opening therein, as at *a*, Fig. 1; and Fig. 3 shows one of my covers, likewise detached, in which is a slide, which is arranged to shut down against a faucet, as at *b*, Fig. 1.

B is the frame of the cover. *c c* are slide-guides on the face of frame B, each side of the opening therein. *D D'* are slides, fitted to moved tightly between slide-guides *c c* and the face of frame B. *i* are screw-holes in frame B. F is an ice-box. *g g'* are kegs in

said box. Both the frame and slides of the cover I make of non-corrosive metal.

Heretofore no adequate convenient means have existed for tightly closing the faucet-openings in a beer-keg ice-box, which must be done whenever a keg becomes empty and the faucet is withdrawn from it, so as to prevent the escape of the contents of the box, and said openings must be kept tightly closed while a fresh keg of beer, which replaces the empty one, is being cooled ready for drawing; but by screwing my frame B to the box over the faucet-hole, and by pressing slide D down to the bottom of the opening in said frame, the hole becomes sufficiently tightly closed to answer the aforesaid purpose.

It is the practice of sellers of beer to keep an ice-box that will hold several kegs at a time, so that some of them may be always cool for drinking, and when one keg becomes emptied the faucet is withdrawn from it and the keg taken out of the box and a full one put in its place.

My faucet-hole covers are screwed onto the front side of the box, as shown in Fig. 1, at *a*; and when said change of kegs takes place, as above stated, slide *D'* is inserted in frame B and pressed down to the bottom of the opening therein, tightly shutting it. As soon as it becomes necessary to draw from the keg just put into the box, slide *D'* is drawn up out of frame B, and a faucet is driven into the keg, and then a slide of the form of *D'* is inserted into the frame in place of slide D, which is so formed as to close down tightly over the top side of the faucet, its under side being closed upon by the bottom edge of the opening in frame B.

Slide *D'* is provided with a groove, *x*, to allow for a vent-pipe sometimes used on the faucet.

What I claim as my invention is—

The combination, with the ice-box F, of the frame B, constructed to receive the interchangeable slides D and *D'*, substantially as and for the purpose set forth.

CHARLES HANSON.

Witnesses:

FREDRIC APPELQUIST,
JOHN FLANAGAN.