

E. R. CAHOONE.
 Harness-Pads.

No. 212,129.

Patented Feb. 11, 1879.

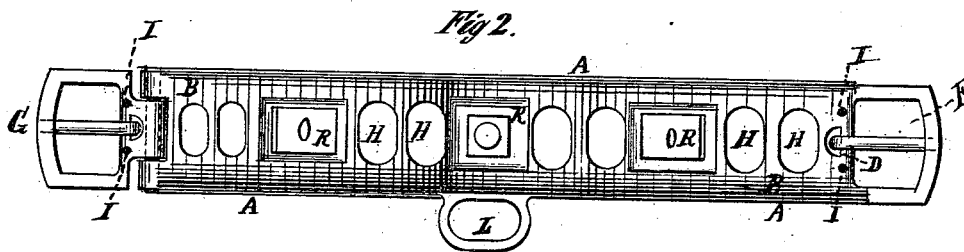
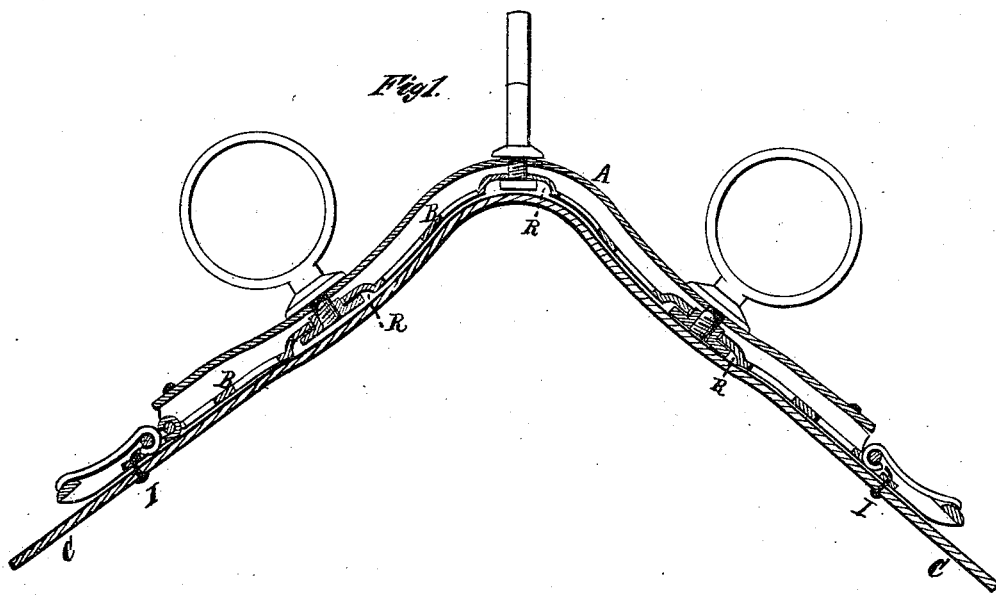
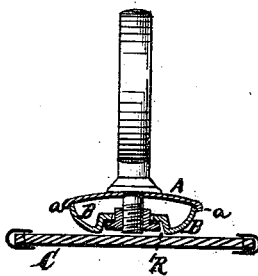


Fig. 3.



Witnesses:
 Thomas C. Bisch,
 Ernest C. Webb.

Inventor,
 Edwin R. Cahoon,
 by atty, J. C. Clayton.

UNITED STATES PATENT OFFICE.

EDWIN R. CAHOONE, OF NEWARK, NEW JERSEY.

IMPROVEMENT IN HARNESS-PADS.

Specification forming part of Letters Patent No. **212,129**, dated February 11, 1879; application filed January 2, 1879.

To all whom it may concern:

Be it known that I, EDWIN R. CAHOONE, of the city of Newark, in the county of Essex and State of New Jersey, have invented certain new and useful Improvements in Harness-Pads, of which the following is a specification:

This pad is composed of three parts, the upper and middle parts being of metal, and the lower part or housing of leather or other suitable material, lined or stuffed.

The upper part consists of a metallic plate, A, and may be made to imitate leather, chased to imitate stitching, or channeled to imitate creasing, and having holes for the insertion of terrets, pad-hook, and pad-screws. When pad-screws are not used an ornament in imitation of a pad-screw may be cast on the plate.

The crupper-loop L is cast as a part of plate A. This plate is laterally curved, as shown in the cross-section, Figure 3, having small downwardly-projecting lips *a* at the edges to grasp the under plate, B.

Plate A is curved gracefully in saddle form, as shown in longitudinal section in Fig. 1. The lips *a* form a lock to hold the under plate, and at the same time give finish to the pad. The lateral curve on the plate makes it handsomer in appearance and easier to cast and finish.

Pins or projections may be cast on the under side of the plate A, near the center, for the purpose of securing the plates; or rivets may be used. The drawings, however, show plates A and B held together solely by the pad-hook and terrets, which pass through both plates, and are held in position by their nuts.

The under plate, B, is concave throughout its whole length, as shown in Fig. 3, and is of such a width as to fit snugly between the lips *a* of the plate A when the two plates are fastened together.

Recesses R are made in the under side of the plate A, of a suitable size and depth to receive the nuts of the pad-hook and terrets, so as to make a smooth finish, and to admit of changing the trimmings whenever desired.

Each end of plate A is cast in buckle form, as shown at F in Fig. 2, and is provided with a cross-bar, D, for the attachment of the tongue of a buckle.

Instead of forming the buckle as a part of plate A, as just described, I may use the construction shown in the drawings at G, Fig. 2. In this construction, G is a buckle, having a loop fitting into a cross-bar cast as a part of plate A. This construction allows some flexibility to the buckle. These buckles are virtually, in either construction, a part of plate A, and are used to buckle the side pieces and trace-bearing straps.

C in Figs. 1 and 3 is an ordinary housing, to be used as a lining to the frame of the pad. It is secured, by rivets I, to the ends of plate A, as shown in Fig. 1.

In the accompanying drawings, Fig. 1 is a longitudinal section of the complete pad. Fig. 2 is a plan view of the under side of plate B, showing plate A extending a little beyond it. Fig. 3 is a cross-section of plates A and B and the housing.

Holes H are cast in plate B, so as to lessen its weight.

I am aware that pads have heretofore been made with a top in imitation of leather; but in those cases they had flat wide lips extending downward, which received the housing. Pads have also been heretofore made with cross-bars.

The ornamentation in imitation of leather or otherwise forms no essential feature of this invention.

What I claim as my invention is—

1. A harness-saddle consisting of the metallic flanged upper plate and the under metallic bearing-plate, the latter being made in skeleton form, and provided with recesses to receive the terret-nuts, and with end extensions to form buckles for the back-bands, the two plates adapted to be united by means of the terret-screws and water-hook, substantially as specified.

2. A harness-saddle consisting of the metallic flanged upper plate and the under metallic bearing-plate, of skeleton form, and having buckle-end extensions to receive the back-strap, in combination with the terrets and water-hook for uniting the two plates, and with a housing, substantially as described.

EDWIN R. CAHOONE.

Witnesses:

ABRAHAM MANNERS,
EDWARD G. ROBERTSON.