

G. W. BARNHART & E. H. HAZELTON.
 Collar and Stove-Pipe Chimney Fastening.

No. 212,171.

Patented Feb. 11, 1879.

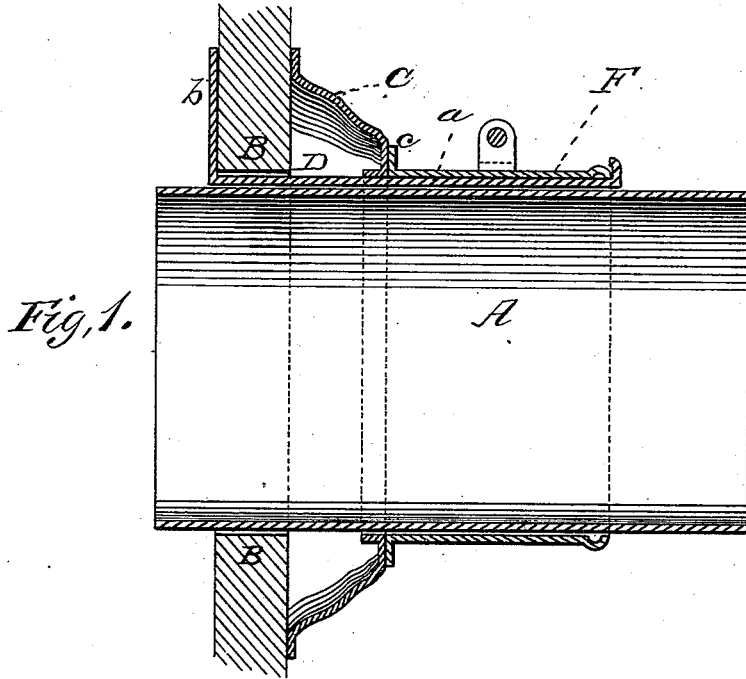


Fig. 1.

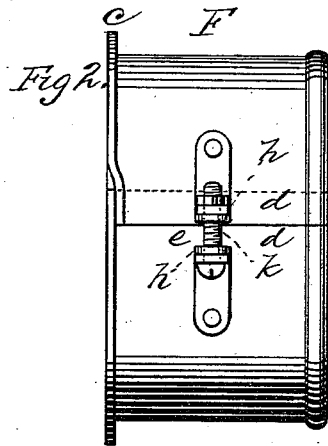


Fig. 2.

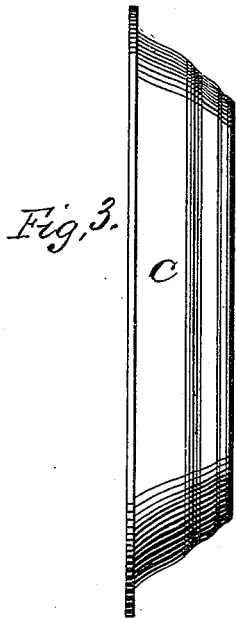
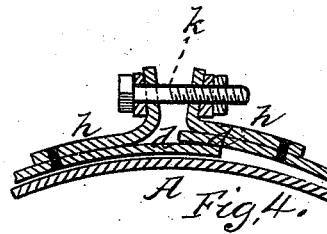


Fig. 3.

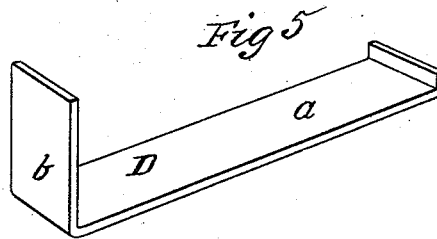


Fig. 5.

WITNESSES
Villette Anderson
A. J. Masi.

INVENTORS'
G. W. Barnhart.
E. H. Hazelton.
 by *E. W. Anderson*
 ATTORNEY

UNITED STATES PATENT OFFICE.

GEORGE W. BARNHART AND EDMUND H. HAZELTON, OF CHICAGO, ILL.

IMPROVEMENT IN COLLAR AND STOVE-PIPE CHIMNEY-FASTENINGS.

Specification forming part of Letters Patent No. **212,171**, dated February 11, 1879; application filed August 17, 1878.

To all whom it may concern:

Be it known that we, GEORGE W. BARNHART and EDMUND H. HAZELTON, of Chicago, in the county of Cook and State of Illinois, have invented a new and valuable Improvement in Collar and Stove-Pipe Chimney-Fastenings; and we do hereby declare that the following is a full, clear, and exact description of the construction and operation of the same, reference being had to the annexed drawings, making a part of this specification, and to the letters and figures of reference marked thereon.

Figure 1 of the drawings is a representation of a longitudinal central section of our improved chimney-fastening. Figs. 2, 3, 4, and 5 are details thereof.

This invention has relation to flue-hole fastenings for stove-pipes and the collars thereof; and it consists in the construction and novel arrangement of a hook attached to the pipe and inserted in the flue-hole therewith, catching over the wall-margin thereof, the pipe-collar, and the exterior fastening-band, all as hereinafter set forth.

In the accompanying drawings, the letter A designates the section of pipe, and B the wall-margin of the flue-hole, in which it is inserted to the proper distance. D represents the hook, formed usually of strap-iron, the shank *a* of which extends along the pipe-section, and the hooked end *b* of which catches over the inner edge of the wall-margin of the flue-hole. C indicates a pipe-collar, of usual form, and F the fastening-band. This band is made with an outward flange, *c*, at its inner end, for engagement with the margin of the opening of the pipe-collar. Its ends *d* are free, and connected by means of a draw-fastening, *e*, which usually consists of ear-bear-

ings *h* and a screw-connection, *k*, serving to draw the band tightly around the pipe, and to secure in their relative positions the hook and the collar.

In applying these devices, place the strap in the flue-hole, the hooked end bearing against the wall of the flue, inside the same; then insert the pipe to the proper distance, and slip the collar over the pipe, pressing it up against the exterior wall of the flue. Next place the band around the pipe and the shank of the hook, pressing its marginal flange against the collar, and secure all the parts by means of the band.

This fastening can be adjusted to any thickness of chimney-wall. Sometimes the hook-shank may be fastened to the interior of the pipe; but the external arrangement is preferred.

The fastening can be used with large flue-pipes as well as stove-pipes.

We are aware that a flue-hook is old, that a detachable band is old, and that a flue-collar is old. Hence we do not claim such devices independently.

Having described this invention, we claim and desire to secure by Letters Patent—

The combination, with the pipe A and its collar C, of the flue-hole hook D, having the shank *a* and the fastening-band F, substantially as specified.

In testimony that we claim the above we have hereunto subscribed our names in the presence of two witnesses.

GEORGE W. BARNHART.
EDMUND H. HAZELTON.

Witnesses:

FRANK C. MERCER,
FRANK M. POWELL.