

J. F. GILLILAND.
Window-Sash Bolt.

No. 212,210.

Patented Feb. 11, 1879.

Fig. 1.

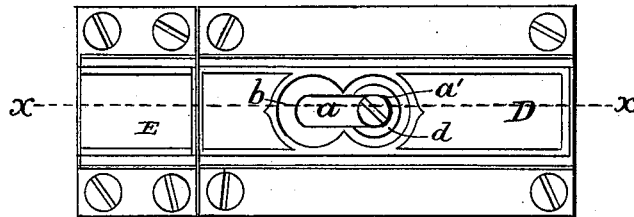


Fig. 2.

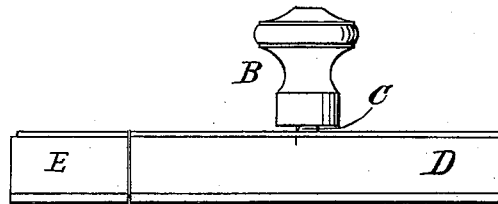
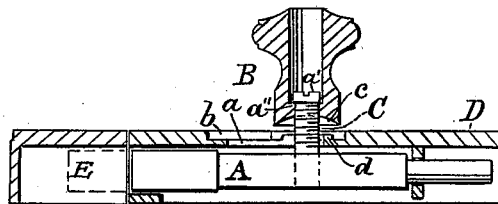


Fig. 3.



Witnesses
W. Peorris
H. A. Daniels

Inventor :
James F. Gilliland
by G. B. Towles.
Attorney.

UNITED STATES PATENT OFFICE.

JAMES F. GILLILAND, OF CHICAGO, ILLINOIS, ASSIGNOR TO JAMES C. KENNEY AND WILLIAM T. GILLILAND, OF SAME PLACE, ONE-THIRD TO EACH.

IMPROVEMENT IN WINDOW-SASH BOLTS.

Specification forming part of Letters Patent No. **212,210**, dated February 11, 1879; application filed June 22, 1878.

To all whom it may concern:

Be it known that I, JAMES F. GILLILAND, of Chicago, in the county of Cook and State of Illinois, have invented certain new and useful Improvements in Bolts for Window-Sash, Blinds, and Doors; and I do hereby declare that the following is a full, clear, and exact description of the invention, which will enable others skilled in the art to which it appertains to make and use the same, reference being had to the accompanying drawings, and to the letters of reference marked thereon, which form a part of this specification.

Figure 1 is a plan view of my improved bolt, with jam-nut or knob detached; Fig. 2, a side elevation; and Fig. 3, a longitudinal vertical section, as indicated by the line *xx* of Fig. 1.

Like letters in all the figures of the drawings indicate like parts.

This invention relates to a bolt for window-sashes, blinds, and doors; and it consists of a jam-nut and screw attached to a sliding bolt, the case of which is provided with a slot, in which the screw slides with the bolt when moved forward or backward, the said jam-nut being so arranged in relation to the screw that it can be made to lock the bolt in the box or case, as may be desired, thus securely fastening the sash, blinds, or door to which it may be applied, as will be hereinafter more fully explained.

A is the sliding bolt; B, the jam-nut; C, the screw, and D the case, provided with the slot *a*, to allow for the sliding of the screw with the bolt. The jam-nut is provided with a hole through the center, of a size sufficient to allow for a free insertion of the screw with its flanged head *a'*, which is screwed into the collar of the nut, and thence attached to the bolt through the slot in the case.

The screw-threaded hole in the collar for the reception of the screw, being smaller than the hole above for the reception of its head,

forms a shoulder, *a''*, for the head, thus securing the nut to the screw, and permitting it to be screwed up enough above the case to freely clear it when sliding the bolt, or screwed down onto the case to hold the bolt in place.

A circular recess, *b*, may be made in the case, or a circular recess, *c*, may be made in the under side of the collar and a circular raised projection, *d*, in the case, so that when the collar of the nut is screwed tightly down in the recess *b*, or over the raised projection *d* in the case, the bolt cannot be moved either way.

The bolt is attached to the lower sash either in the center or at the side of the sash. If attached at the side thereof, stops are let into the upper sash, so that either the upper or lower sash may be raised or lowered, and the bolt made securely fast and out of the reach of persons on the outside of the window. As a blind-fastening it is attached on the inside of the blind, and consequently out of the reach of any one that may try to unfasten it.

Operation: The bolt is pushed into the box or socket E by the nut or knob B, and the nut then screwed tightly down on the face of the case, thus securely locking the bolt. The bolt is released by unscrewing the nut.

Having thus fully described my invention, what I claim therein as new, and desire to secure by Letters Patent, is—

The bolt A, having screw C, provided with head *a'*, rigidly attached thereto, in combination with jam-nut B, provided with shoulder *a''*, and adapted to turn upon said screw, and case D, provided with slot *a* and recess *b*, as and for the purpose set forth.

In testimony that I claim the foregoing as my own invention I affix my signature in presence of two witnesses.

JAMES F. GILLILAND.

Witnesses:

LEDYARD COLBURN,
M. L. KNIGHT.