

C. A. ADAMS.
Kitchen-Cabinet.

No. 212,343.

Patented Feb. 18, 1879.

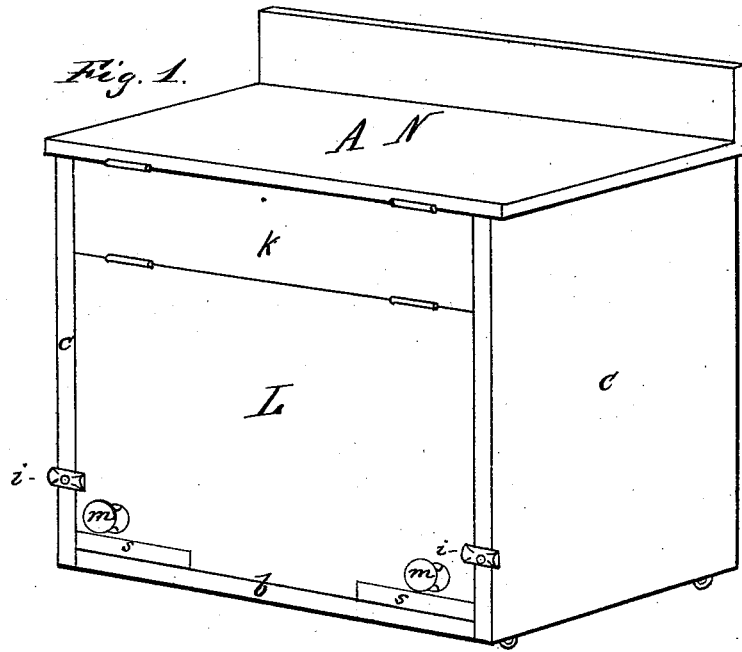
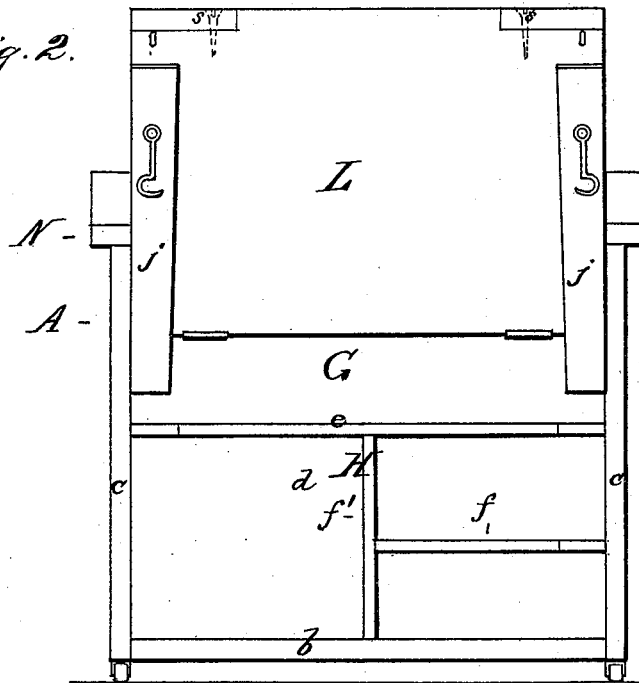


Fig. 2.



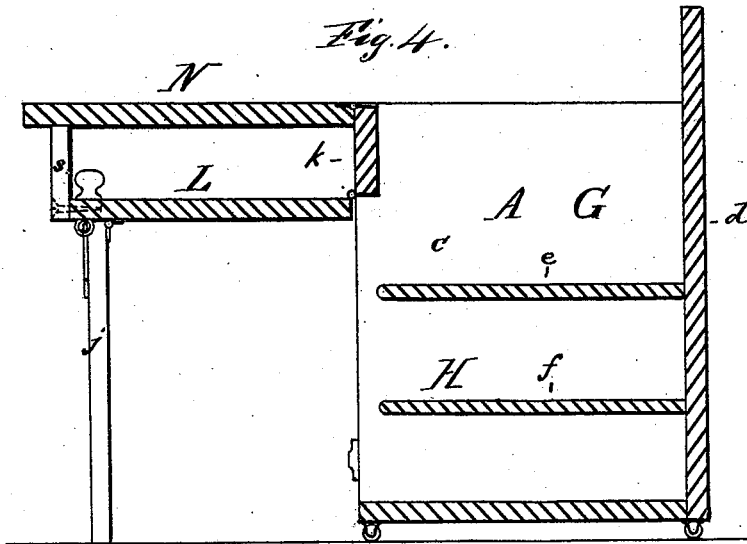
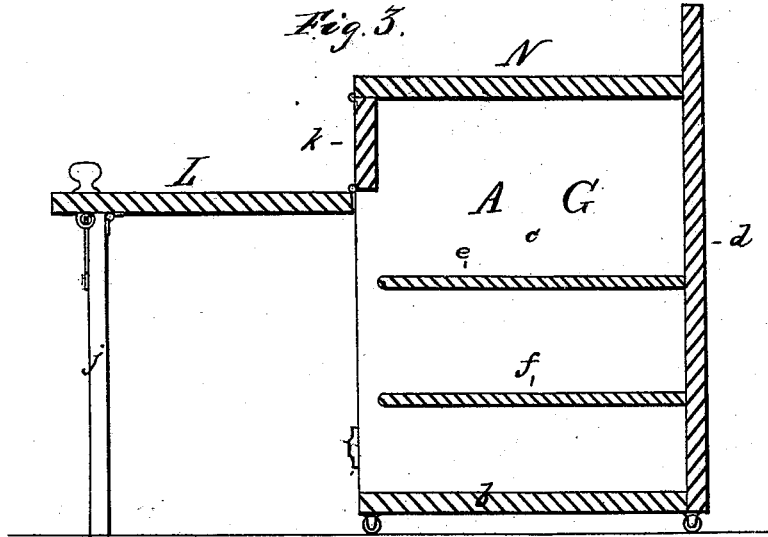
Witnesses.
 Albert Beach Jr
 W. L. Bennett.

Inventor
 Catharine Anne Adams
 by her atty
 C. S. Perwick

C. A. ADAMS.
Kitchen-Cabinet.

No. 212,343.

Patented Feb. 18, 1879.



Witnesses.
 Albert Beach Jr
 W. L. Bennett.

Inventor:
 Catharine Anne Adams
 by her atty.
 E. J. Kemwick

UNITED STATES PATENT OFFICE.

CATHARINE A. ADAMS, OF MILFORD, CONNECTICUT.

IMPROVEMENT IN KITCHEN-CABINETS.

Specification forming part of Letters Patent No. 212,343, dated February 18, 1879; application filed October 19, 1878.

To all whom it may concern:

Be it known that I, CATHARINE ANNE ADAMS, of Milford, in the county of New Haven and State of Connecticut, have made an invention of a new and useful article of furniture, which I denominate a "Kitchen-Cabinet;" and that the following, taken in connection with the accompanying drawings, is a full, clear, and exact description and specification of the same.

The object of this invention is to provide convenient means for washing and ironing clothing, and to hold the same ready for use in a compact condition, so that it will occupy but a small space in the room in which it is to be used, and constitute a convenient article of furniture, which, when washing or ironing is not to be done, may be used for other purposes.

To this end my invention consists of certain combinations of devices, which are recited in the claims at the close of this specification.

In order that the invention may be fully understood, I have represented in the accompanying drawings, and will proceed to describe, a portable laundry embodying my invention in the best form at present known to me.

Figure 1 of said drawings represents a view, in perspective, of said article when not in use for washing or ironing. Fig. 2 represents a front view thereof, with the washing-table turned upward, so as to show the internal divisions. Fig. 3 represents a transverse section of the same when in use for washing. Fig. 4 represents a transverse section of the same when in use for ironing.

The portable laundry, as represented in the accompanying drawings, comprises a movable closet or cupboard, a washing-table, and an ironing-table.

The cupboard A consists of a bottom, *b*, ends *c c*, a back, *d*, a shelf, *e*, and, by preference, such internal partitions *f f'* as may be found convenient. The shelf *e* divides the interior of the cupboard into two main compartments, G H, the upper of which, G, is inclosed in front by a front board, *k*. The washing-table L is hinged at its upper edge to the front board, *k*, and is provided with folding legs or supports *j j*.

When the washing-table is not in use these legs are folded at its under or inner side. The table is let down as a flap, so as to close the front of the lower compartment of the cupboard, and is secured by turn-buttons *i i* or other fastening. Knobs *m* also are provided, to enable the washing-table to be opened. The ironing-table N is hinged at its front edge to the front board, so that it can be folded down over the upper compartment of the cupboard and form a top therefor, as in Fig. 1, or that it may be opened by being turned upward and forward to the position in which it is represented in Fig. 4, so that the side which is then uppermost can be used to iron upon. When the ironing-table is in this position it is supported by the washing-table, which is provided with two folding stanchions or supports, *s s*, that may be turned upward, as represented in Fig. 4, so as to support the ironing-table.

When the portable laundry is not in use for laundry purposes the washing-table and the ironing-table are both folded inward, as represented in Fig. 1, so that the former closes the front of the cupboard, and the latter forms its top. When in this condition the portable laundry forms a stand or table for the support of plates or other articles. The upper compartment of the cupboard forms a convenient receptacle for the furnace for heating irons, for a bosom-board, and for a skirt-board, while the lower compartment forms corresponding receptacles for the wash-tub, for the ironing-cloths, and for the smoothing-irons.

When the laundry is in use for washing the washing-table is set up, as represented in Fig. 3, with its surface horizontal and its folding legs *j j* erect, and the wash-tub is set upon it. The ironing-table N being then closed forms a convenient support for the clothes to be washed.

When the laundry is in use for ironing the ironing-table N is opened, and supported as represented in Fig. 4, and the ironing is done upon the side which is then uppermost. When the laundry is in this condition the upper compartment forms a convenient receptacle for the kerosene-stove or other furnace for heating the smoothing-irons, the said stove or furnace being supported by the shelf *e*. The washing-table also may act as a shelf to hold the wash-tub, which at the time is not in use. Hooks

and eyes are provided to hold the folding legs erect whenever the washing-table is set horizontally.

The article is particularly useful for small families who do not have standing wash-tubs, and who have small kitchens, in which cases it is desirable that the means for washing and ironing should be always convenient for use, but should not occupy much space, and should be concealed when not in use.

I claim as my invention—

The article of furniture substantially as before set forth, including in its construction a cupboard; the hinged flap which covers the front of the cupboard, and is adapted when

swung out into a horizontal position to serve as a washing-table; the hinged top of the cupboard, which is adapted when opened and extended horizontally outward to serve as an ironing-table; the folding supports of the washing-table, and the supports for supporting the ironing-table on the washing-table.

In witness whereof I have hereto set my hand this 14th day of October, A. D. 1878.

CATHARINE ANNE ADAMS. [L. S.]

Witnesses:

JOHN W. FOWLER,
J. S. FERRIS,
WM. G. CORNWALL.