

E. S. SMITH,
Clasp for Elastic Bands.

No. 212,578.

Patented Feb. 25, 1879.

fig. 1

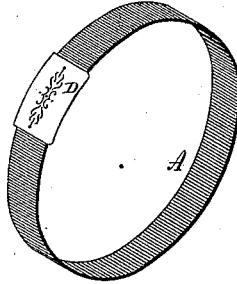


fig. 2


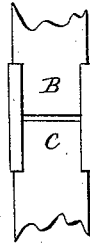


fig. 3



fig. 4



Witnesses,

J. H. Skimming,
Fred C. Earle.

Ed. S. Smith,
Inventor.

By atty.

Wm. Earle

UNITED STATES PATENT OFFICE.

EDWARD S. SMITH, OF WATERBURY, CONNECTICUT, ASSIGNOR TO DANIEL S. BEDELL, OF NEW YORK, N. Y.

IMPROVEMENT IN CLASPS FOR ELASTIC BANDS.

Specification forming part of Letters Patent No. 212,578, dated February 25, 1879; application filed December 28, 1878.

To all whom it may concern:

Be it known that I, EDWARD S. SMITH, of Waterbury, in the county of New Haven and State of Connecticut, have invented a new Improvement in Clasps for Elastic Bands; and I do hereby declare the following, when taken in connection with the accompanying drawings and the letters of reference marked thereon, to be a full, clear, and exact description of the same, and which said drawings constitute part of this specification, and represent, in—

Figure 1, a perspective view of a band complete; Fig. 2, a perspective view of the clasp from the inside, as prepared for application to the band; Fig. 3, a transverse section through band and clasp; Fig. 4, an inside view of the clasp and band.

This invention relates to an improvement in clasps for that class of elastic bands made from strips of elastic material, cut into lengths required, then the two ends secured together, such as used for pocket-books and other purposes, when the common india-rubber band is not desirable.

The invention consists in the construction as hereinafter described, and more particularly recited in the claim.

A is the band, cut to the required length, according to the use to which the band is to be applied. Its two ends B C are brought near together, as seen in Fig. 4; then over them the clasp is applied.

The clasp D is made from suitable sheet

metal, cut to the required size, its two longitudinal edges cut in form of teeth, as at *a*, Fig. 2. The edges are turned up and over, as seen in Fig. 2, and so as to bring the teeth *a* into a plane parallel with the body of the plate, the width of the plate between the two sides corresponding to the width of the band. This clasp is then placed over the two ends of the band; then the two toothed edges are turned down into the fabric of the band, as seen in Fig. 3, and entirely disappear therein, as seen in Fig. 4. This firmly secures the ends together and completes the band in the most perfect manner.

The clasp may be ornamented to any desirable extent.

I am aware that elastic bands have been made with a metallic device to secure or inclose their two ends, and therefore do not claim such construction, broadly; but

What I do claim as my invention is—

The herein-described improved clasp for holding the ends of bands, consisting of the plate D, of sheet metal, having its longitudinal edges toothed or serrated and turned up and over on a plane parallel with the body of the plate, and adapted to receive the ends of a band and have its teeth or serrations turned down, so as to enter the surface of the fabric, all substantially as shown and described.

EDWD. S. SMITH.

Witnesses:

GEO. W. ROBERTS,
JOHN LINES.