

I. H. WRIGHT.  
Rowlock.

No. 213,125.

Patented Mar. 11, 1879.

FIG. II.

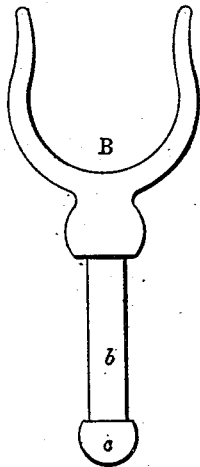


FIG. I.

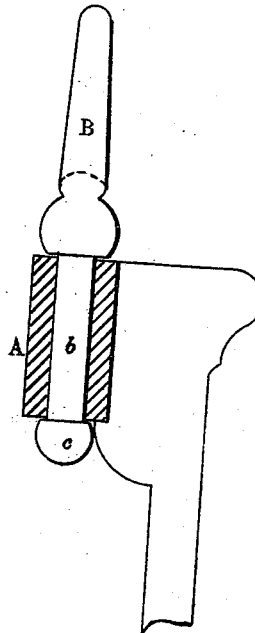
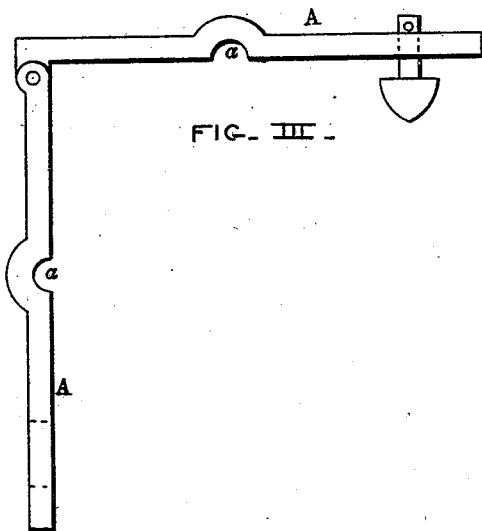


FIG. III.



WITNESSES:

X O. P. Lomb  
X L. Bacon

INVENTOR:

Isaac Hendrickson Wright  
by G. H. W. Howard  
Attorney

# UNITED STATES PATENT OFFICE

ISAAC H. WRIGHT, OF BALTIMORE, MARYLAND.

## IMPROVEMENT IN ROWLOCKS.

Specification forming part of Letters Patent No. **213,125**, dated March 11, 1879; application filed February 3, 1879.

*To all whom it may concern:*

Be it known that I, ISAAC H. WRIGHT, of the city of Baltimore and State of Maryland, have invented certain Improvements in Oar-Locks, of which the following is a specification; and I do hereby declare that in the same is contained a full, clear, and exact description of my said invention, reference being had to the accompanying drawings, and to the letters of reference marked thereon.

This invention relates to certain improvements in the manner of securing the oar-lock to the gunwale or side of the boat; and it consists in a novel construction of the several parts of the oar-lock, as will hereinafter fully appear.

In the description of the invention which follows reference is made to the accompanying drawings, forming a part hereof, and in which—

Figure 1 is a sectional view of the improved oar-lock, showing same as attached to the gunwale of a boat. Figs. 2 and 3 are views of parts of the device, illustrating more fully the construction.

Similar letters of reference indicate similar parts in all the views.

A is the stationary or fixed member of the oar-lock, consisting of a hinged clamp, which

is secured by means of screws, nails, or other devices to the gunwale or side of the boat; and B is the removable member of the oar-lock, in which the oar rests. Each part of the member A has a semicircular groove, *a*, which grooves, when the clamp is closed, form a circular opening, adapted to receive the stem *b* of the removable member or part B of the device. The stem *b* is fitted with a knob, *c*, at its lower end, to prevent its withdrawal when the clamp is closed. The clamp is provided with a button or other similar appliance to retain the clamp in a closed condition when the oar-lock is in use.

Having thus described my invention, what I claim as new, and wish to secure by Letters Patent of the United States, is—

The combination, with the removable rest B of the oar-lock, having the stem *b* and knob *c*, of the hinged lock-clamp A A, each part of the same having a semicircular groove, *a*, substantially as set forth.

In testimony whereof I have hereunto subscribed my name this 22d day of January, A. D. 1879.

ISAAC HENDRICKSON WRIGHT.

Witnesses:

THOS. MURDOCK,  
WM. C. NICHOLLS.