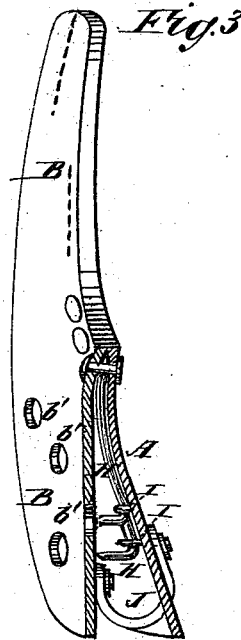
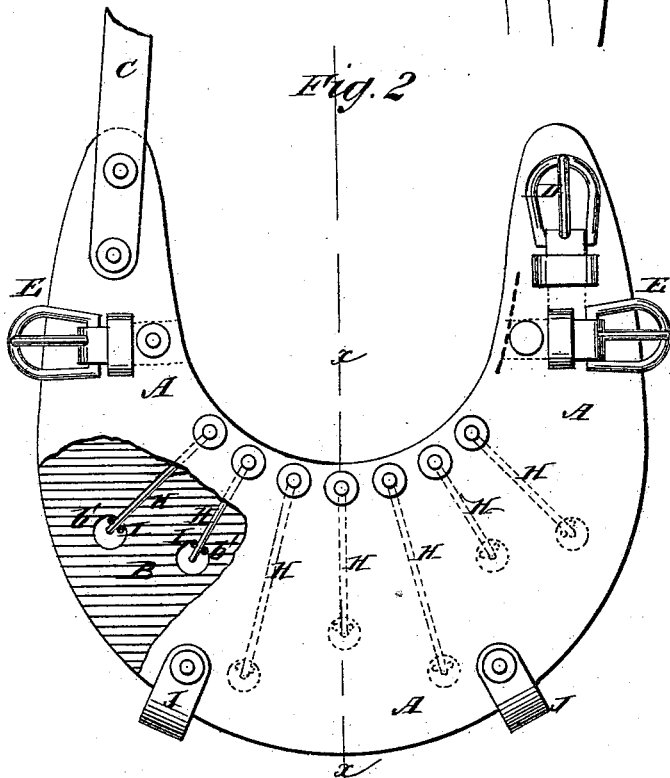
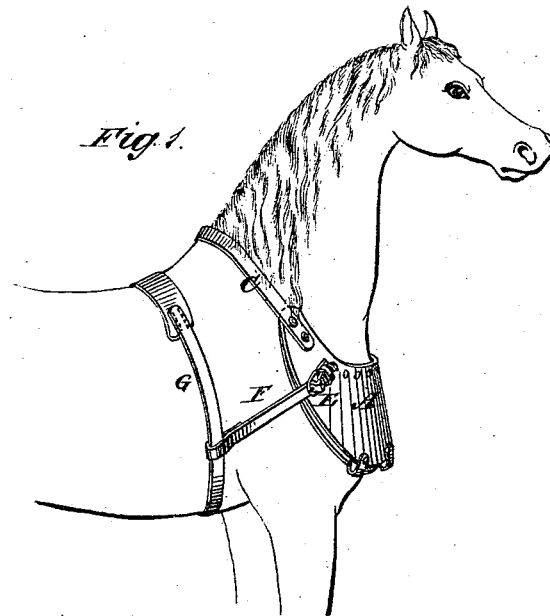


W. E. WASHBURN.
Hampering-Pads for Horses.

No. 213,265.

Patented Mar. 11, 1879.



WITNESSES:

Francis McAuley
C. Sedgwick

INVENTOR:

W. E. Washburn

BY

Munn & Co.

ATTORNEYS.

UNITED STATES PATENT OFFICE.

WALLACE E. WASHBURN, OF SACKET'S HARBOR, NEW YORK.

IMPROVEMENT IN HAMPERING-PADS FOR HORSES.

Specification forming part of Letters Patent No. 213,265, dated March 11, 1879; application filed September 28, 1878.

To all whom it may concern:

Be it known that I, WALLACE E. WASHBURN, of Sacket's Harbor, in the county of Jefferson and State of New York, have invented a new and useful Improvement in Hampering-Pads for Horses, of which the following is a specification:

Figure 1 is a side view of my improved hampering-pad for horses, shown as applied to a horse. Fig. 2 is a front view of the pad, part being broken away to show the construction. Fig. 3 is a detail section of the pad, taken through the line *xx*, Fig. 2.

Similar letters of reference indicate corresponding parts.

The object of this invention is to furnish an improved hampering-pad for jumping horses, which will deter them from jumping fences, while leaving them entirely free to eat, drink, lie down, get up, and move around, and which will not wear the mane, gall the neck, or pound the knees, like an ordinary yoke.

The invention consists in the hampering-pad formed of the two plates, the fastening-straps, the stop-straps, and the sharp-pointed angular springs, as hereinafter fully described.

A B are two plates of leather, of the same shape and size, except that the upper plate may be a little lighter than the lower one. The lower edges of the plates A B are cut upon a curve, and their upper edges are concaved upon a curve to fit upon the lower part of the horse's neck. To one end of the plates A B is attached a strap, C, to be passed over the neck of the horse and buckled into a buckle, D, attached to the other end of the said plates A B. To the end parts of the plates A B are attached two buckles, E, into which are buckled the forward ends of the side straps F. The side straps F have loops formed in their rear ends, to receive the girth G, which is

buckled around the body of the horse. To and between the plates A B, near their concave edges, are secured, by rivets or other substantial means, the upper ends of a set of springs, H, which are bent forward, so as to raise the upper plate, A, away from the lower one, B. The springs H are made of different lengths, and their free ends are bent inward at right angles, and are sharpened to a point. The springs H are secured at their angles to the upper plate, A, by wire or other substantial loops, I. In the lower plate, B, directly opposite the points of the spring H, are formed holes *b'*, as shown in Figs. 2 and 3. To the outer or free edges of the plates A B are attached short stop-straps J, to prevent the said edges from being pushed too far apart by the springs H.

A horse, when left free, never attempts to jump a fence, unless frightened, without first trying it. This he does by putting his head over the fence and pressing against it with his breast. When he is provided with my improved hampering-pad and presses against the fence the pressure forces the sharp points of the springs H through the holes *b'* in the plate B, and causes them to prick his breast. After a few trials of this kind he becomes afraid of the fence and will keep away from it.

Having thus described my invention, what I claim as new, and desire to secure by Letters Patent, is—

The hampering-pad formed of the plates A B, the straps C F F G, the stop-straps J, and the sharp-pointed angular springs H, substantially as herein shown and described.

WALLACE E. WASHBURN.

Witnesses:

O. BISHOP,
CHAS. DRYDEN.