

F. A. FARRELL.
 Combined Pocket Match Safe and Candle Holder.
 No. 213,406 Patented Mar. 18, 1879.

Fig. 1

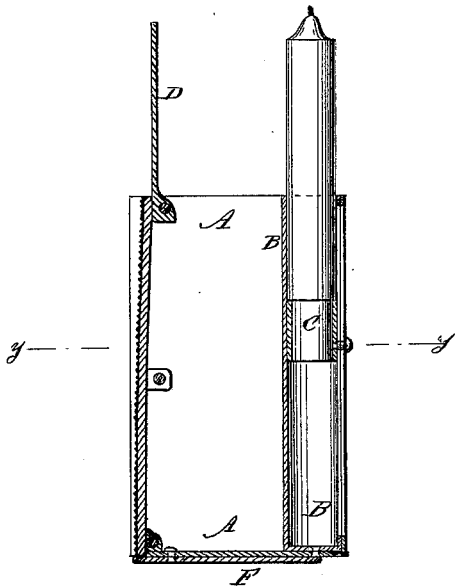


Fig. 3

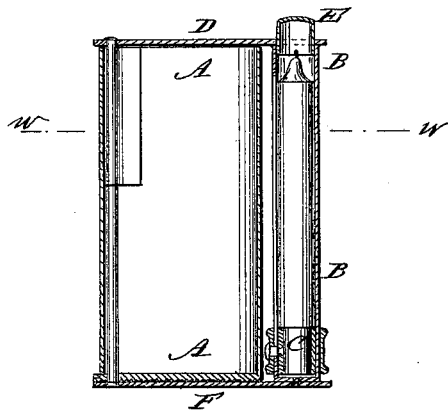


Fig. 2

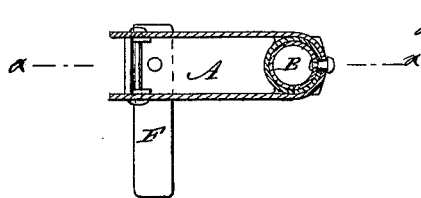
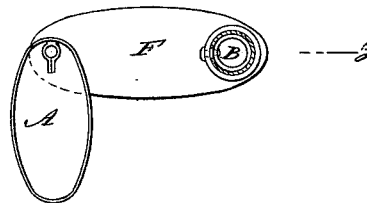


Fig. 4



WITNESSES:
C. Novau
C. Sedgwick

INVENTOR:
F. A. Farrell
 BY *Merritt*
 ATTORNEYS.

UNITED STATES PATENT OFFICE.

FRANCIS A. FARRELL, OF BROOKLYN, NEW YORK.

IMPROVEMENT IN COMBINED POCKET MATCH-SAFE AND CANDLE-HOLDER.

Specification forming part of Letters Patent No. **213,406**, dated March 18, 1879; application filed August 31, 1878.

To all whom it may concern:

Be it known that I, FRANCIS A. FARRELL, of Brooklyn, in the county of Kings and State of New York, have invented a new and Improved Combined Pocket Match-Safe and Candle-Holder, of which the following is a specification:

Figure 1 is a longitudinal section of my improved device taken through the line *x x*, Fig. 2. Fig. 2 is a cross-section of the same taken through the line *y y*, Fig. 1. Fig. 3 is a longitudinal section of a modified form of the same taken through the line *z z*, Fig. 4. Fig. 4 is a cross-section of the same taken through the line *w w*, Fig. 3.

Similar letters of reference indicate corresponding parts.

The object of this invention is to furnish a match-safe and candle-holder so constructed that they may be conveniently carried in the pocket, so that the possessor may have with him at all times means for obtaining a light.

The invention consists in the combination of the match-safe, the candle-tube provided with the slide, the hinged or pivoted cover, and the pivoted bottom-plate with each other, as hereinafter fully described.

A represents a match-safe, which may be made round, square, or oval, as may be desired. B is a small tube of such a size as to contain a small candle. The tube B may be placed within the safe A, as shown in Fig. 1,

or outside of it, as shown in Fig. 3. The tube B is provided with a slide, C, for raising the candle, when required.

D is a hinged or pivoted cover, which closes the match-safe A, and also the tube B, when the said tube is placed within the said safe. When the tube B is placed outside the safe A its upper end is attached to the cover D, and in this case the tube B is provided with a cap, E, fitting within or upon its upper end, to inclose the candle when the device is in the pocket.

To the bottom of the match-safe A is pivoted a plate, F, so that it may be turned out to form a base for the device when the candle is lighted, and thus keep it from tipping over. When the tube B is placed at the outside of the safe A the lower end of the said tube is attached to the outer end of the plate F, as shown in Fig. 3.

Having thus fully described my invention, I claim as new as far as completed—

The combination of the match-safe A, the candle-tube B, provided with the slide C, the hinged or pivoted cover D, and the pivoted bottom-plate F with each other, substantially as herein shown and described.

FRANCIS A. FARRELL.

Witnesses:

JAMES T. GRAHAM,
C. SEDGWICK.