

H. M. SMALL.
Deodorizer for Bed-Vessels.

No. 159,773.

Patented Feb. 16, 1875.

Fig. 1.

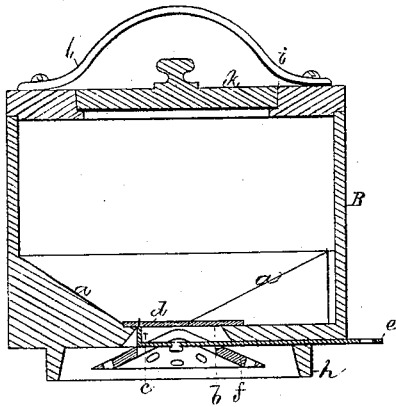


Fig. 2.

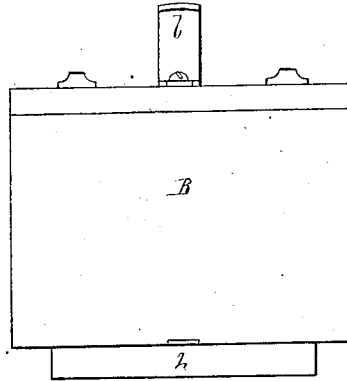


Fig. 3.

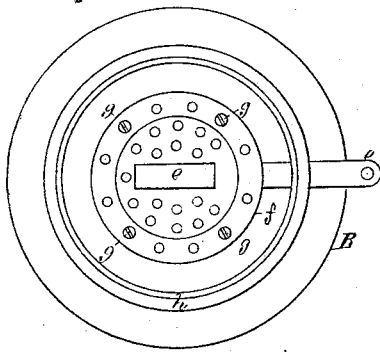
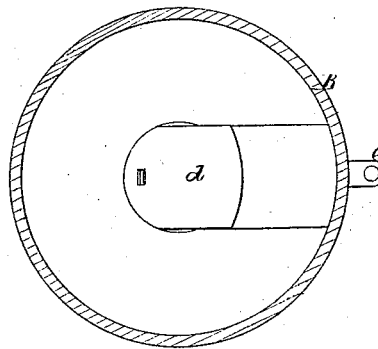


Fig. 4.



Witnesses.

S. W. Piper

L. N. Böller

Herbert M. Small.

by his attorney

R. H. Eddy

UNITED STATES PATENT OFFICE.

HERBERT M. SMALL, OF WALTHAM, MASSACHUSETTS.

IMPROVEMENT IN DEODORIZERS FOR BED-VESSELS.

Specification forming part of Letters Patent No. 159,773, dated February 16, 1875; application filed October 1, 1874.

To all whom it may concern:

Be it known that I, HERBERT M. SMALL, of Waltham, of the county of Middlesex and State of Massachusetts, have invented a new and useful Bed-Vessel Deodorizer; and do hereby declare the same to be fully described in the following specification and represented in the accompanying drawings, of which—

Figure 1 denotes a vertical and transverse section, Fig. 2 a side view, and Fig. 3 a bottom view of it. Fig. 4 is a horizontal section of it.

The purpose of the article is to effect the deodorizing of the fecal or the urinal contents of a bed-vessel or common chamber-pot, and, as represented, it consists of a cylindrical reservoir, B, having the upper surface of its bottom conical or tapering, as shown at *a*, and furnished with a central vent or discharge-hole, *b*, and a valve-chamber, *c*, the latter being formed in the bottom and extended from the vent in manner as shown. Furthermore, the article is provided not only with a slide-valve, *d*, attached to a rod or bar, *e*, but with a conical strainer or perforated disk, *f*, which is arranged beneath the vent and at a short distance therefrom, and is held in place by suitable supports *g*. Concentric with the strainer there projects down from the bottom an annular flange, *h*, all being arranged substantially as represented. There is a hole, *i*, in the top of the reservoir, such hole being furnished with a cover, *k*, and there should be a bail or handle, *l*, to said reservoir to enable it to be readily lifted and moved from place to place. The circular flange *h* projects below the deflecting strainer, and not only protects it from injury, but serves to support the reservoir on a floor and to keep it in place when resting on or over a chamber-pot.

The reservoir is to hold a charge of earth, sand, or ashes, or other proper deodorizing material, which, when the reservoir is held or placed over a bed-vessel, may be discharged into it to such extent as may be desirable to cover the fecal or other matters therein or to absorb any liquid in the vessel. The strainer will not only allow earth to pass through it, but will deflect and spread more of the earth.

The valve-chamber or recess in the bottom of the reservoir enables the valve to be placed and moved within the reservoir by a rod or bar applied to its outside in manner as shown, thereby rendering it unnecessary to have through the side of the reservoir any hole for reception of the valve-bar. Such a hole if used would be liable to discharge the earth or clog the operation of the bar.

I do not claim a deodorizer having beneath its hopper a receiving-cavity with holes in its bottom and a slide-valve with holes to operate with said bottom, all as shown in the United States Patent No. 137,319, by which the earth is simply dropped vertically through the holes.

My deodorizer has a deflecting and distributing strainer, *f*, arranged beneath the valve *d* or the discharge-opening *c* of the vessel B; and, furthermore, said vessel is provided with a flange, *h*, projecting down from its bottom and around the deflecting strainer, all of which is not found in the deodorizer shown in said patent.

The said strainer *f* when the earth falls upon it not only discharges part of such earth downward through its holes, but deflects and discharges laterally toward the flange *h* more of the earth. The flange not only serves to intercept the earth and prevent it from being thrown out of the receiving-vessel upon which the deodorizer may rest, but answers at other times as a guard to the strainer to prevent it from being injured, and also as a support for the vessel B.

I therefore claim—

In the improved deodorizer, as described, the combination of the deflecting and distributing strainer *f* and the annular flange *h* with the reservoir B, provided with the discharge-opening *c*, slide-valve *d*, and its bar *e*, all arranged and to operate substantially as specified.

HERBERT M. SMALL.

Witnesses:

R. H. EDDY,
J. R. SNOW.