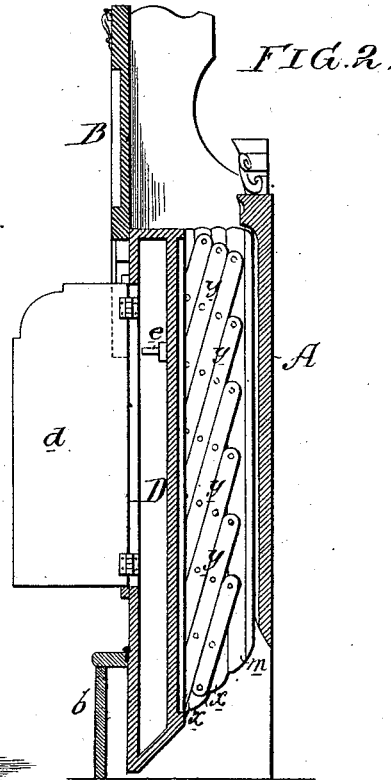
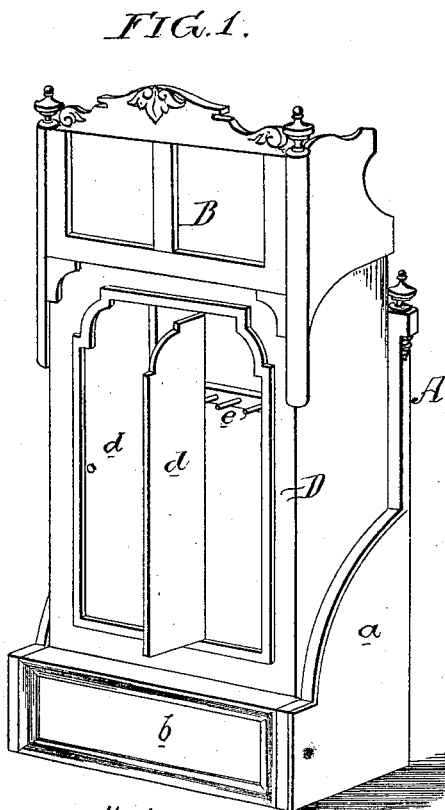
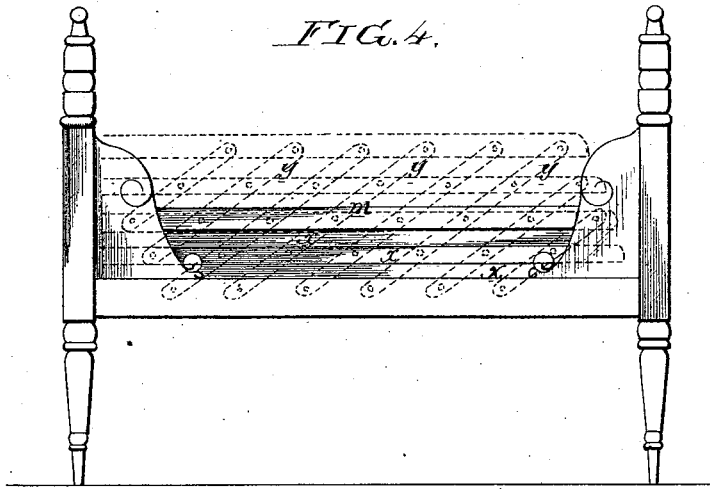


H. W. CURTIS.  
Wardrobe-Bedstead.

No. 159,908.

Patented Feb. 16, 1875.



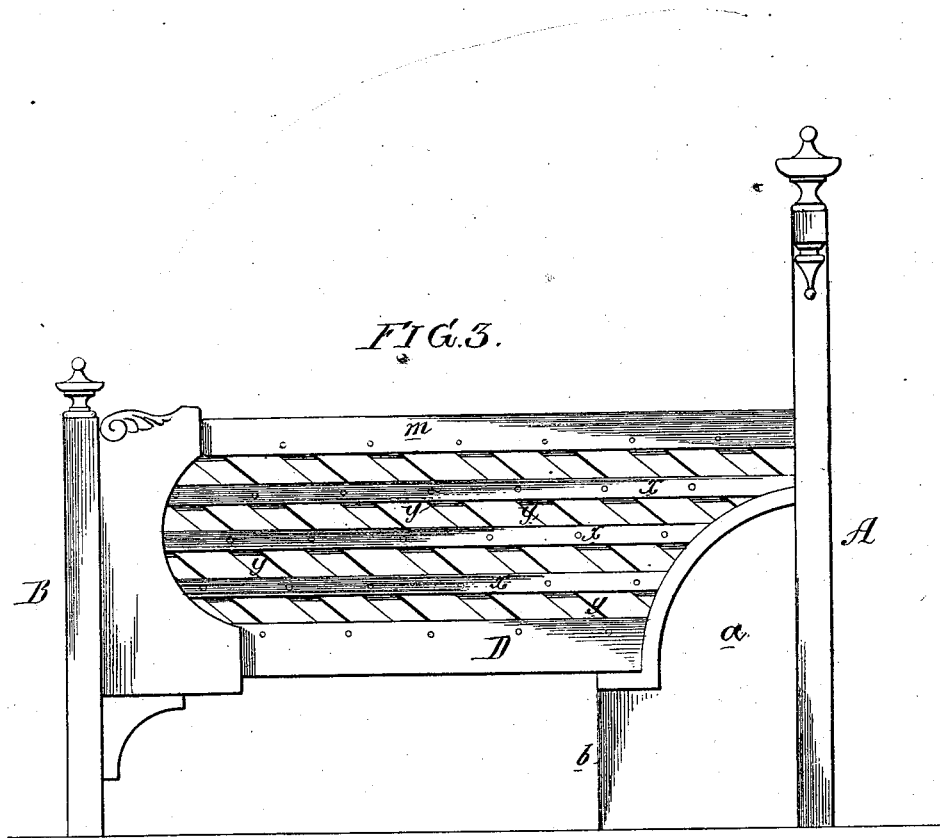
Witnesses, *Nubert Howson*  
*Thomas M. Howson*

*Harrison W. Curtis*  
*by his Atty.*  
*Howson and Son,*

H. W. CURTIS.  
Wardrobe-Bedstead.

No. 159,908.

Patented Feb. 16, 1875.



Witnesses, Harry Smith  
Thomas M. Swan

H. W. Curtis  
by his Atty.  
Hewson and Son

# UNITED STATES PATENT OFFICE.

HARRISON W. CURTIS, OF PHILADELPHIA, PENNSYLVANIA, ASSIGNOR TO  
H. S. HALE, A. KILBURN, J. W. HALE, H. W. CURTIS, C. KILBURN, AND  
WARREN HALE, OF SAME PLACE.

## IMPROVEMENT IN WARDROBE-BEDSTEADS.

Specification forming part of Letters Patent No. 159,908, dated February 16, 1875; application filed  
September 11, 1874.

*To all whom it may concern:*

Be it known that I, HARRISON W. CURTIS, of Philadelphia, Pennsylvania, have invented certain Improvements in Crib-Bedsteads, of which the following is a specification:

The object of my invention is to make a crib with sides which can be readily elevated or depressed, and which will permit the turning up of the crib, so that it will assume the form of a wardrobe and occupy but very little space.

This object I attain in the manner which I will now proceed to describe, reference being had to the accompanying drawings, in which—

Figure 1, Sheet 1, is a perspective view of the crib as it appears when elevated; Fig. 2, a vertical section; Fig. 3, Sheet 2, a side view of the crib as it appears when turned down; and Fig. 4, Sheet 1, shows parts of my invention as applied to a permanent crib.

In Figs. 1, 2, and 3, A represents the head-board of the crib; B, the foot-board, and D the bed-frame, which is so hinged to the side pieces *a* of the head-board that it can be turned up against the latter, as shown in Figs. 1 and 2, while the foot-board is so hinged to the bed-frame that it can be adjusted to the position shown in Fig. 1 when the crib is turned up, thus forming an ornamental capital or finish for the imitation wardrobe, of which the bed-frame forms the body, and the side pieces *a*, with a cross-piece, *b*, the base.

So far the crib is similar to the folding bedstead for which Letters Patent No. 148,940 were granted to Elisha E. Everett, the 24th day of March, 1874.

The bed-frame D is made in the form of a box, and is furnished with doors *d d*, which, when the crib is turned up, occupy a position similar to those of a small wardrobe, the interior of the frame forming a receptacle for clothes, which can be hung on pegs, the latter extending nearly to the doors, so that when the crib is turned down the clothes cannot escape from the said pegs.

The main feature of my invention, however, is the combination, with the crib, of movable sides, consisting of parallel slats *x* and a rail, *m*, connected together by parallel bars *y*, the lower ends of which, as shown in Fig. 3, are jointed to the edge of the bed-frame, and the upper ends to the said rail *m*. When the crib is turned down, as in Fig. 3, the sides may be expanded or elevated and the upper rail *m* connected, by any suitable fastenings, at one end to the head-board A, and at the opposite ends to the foot-board.

In many cases it is advisable to depress that side of a crib which is nearest to a bed, so that the occupant of the latter can gain ready access to the infant in the crib, and the manner of constructing the sides of the crib affords every facility for being thus depressed, as occasion may require. The manner of constructing the sides also permits them to be contracted into a narrow space, as shown in Fig. 2, so that the bed-frame, with its sides, occupies but little space when turned up. The sides composed of slats, hinged together and to the frame, in the manner described, can be advantageously combined with an ordinary permanent crib, as shown in Fig. 4.

I claim as my invention—

1. The combination of the frame and the adjustable head and foot boards of a wardrobe-crib, and sides consisting of slats joined to each other and to the frame, all as set forth.

2. The combination, with a hinged bed-frame, D, of sides, composed of longitudinal slats and cross-bars, and a rail, *m*, arranged for attachment to the foot and head boards of the crib, as specified.

In testimony whereof I have signed my name to this specification in the presence of two subscribing witnesses.

HARRISON W. CURTIS.

Witnesses:

HUBERT HOWSON,  
HARRY SMITH.