

M. GLASSBROOK.

Spoke-Socket for Vehicle Wheels.

No. 159,917.

Patented Feb. 16, 1875.

Fig. 1.

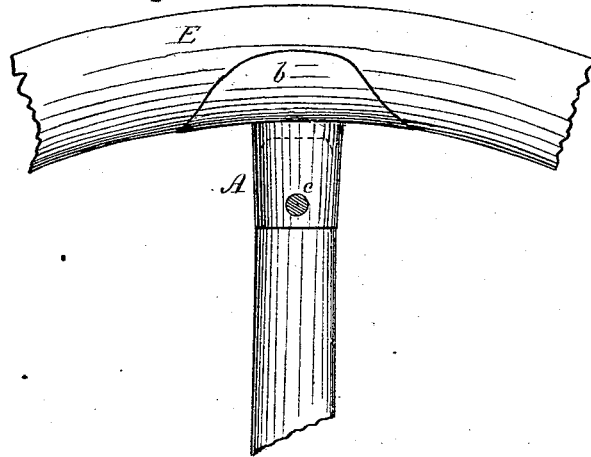


Fig. 2.

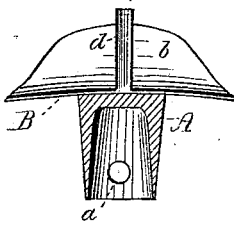
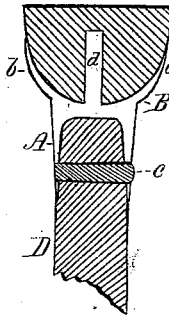


Fig. 3.



WITNESSES

T. D. Custard
and
Wm. E. Oliphant

By

INVENTOR

Myron Glassbrook,
Charles H. Fowler,
Attorney

UNITED STATES PATENT OFFICE.

MYRON GLASSBROOK, OF BATCHELLERVILLE, NEW YORK, ASSIGNOR OF
ONE-HALF HIS RIGHT TO JOSEPH P. PARKHURST, OF SAME PLACE.

IMPROVEMENT IN SPOKE-SOCKETS FOR VEHICLE-WHEELS.

Specification forming part of Letters Patent No. 159,917, dated February 16, 1875; application filed
January 23, 1875.

To all whom it may concern:

Be it known that I, MYRON GLASSBROOK, of Batchellerville, in the county of Saratoga and State of New York, have invented a new and valuable Improvement in Spoke-Sockets; and I do hereby declare that the following is a full, clear, and exact description of the construction and operation of the same, reference being had to the annexed drawings, making a part of this specification, and to the letters and figures of reference marked thereon.

Figure 1 of the drawing is a representation of a side view of my invention connecting the spoke and felly. Fig. 2 is a sectional view of my spoke-socket. Fig. 3 is a sectional view of Fig. 1, taken through line *x x*.

My invention is designed to form such a joint or union of the spoke and felly as to dispense with the usual screw-bolts or nuts heretofore used, making the felly much stronger than those now in general use; and my invention, therefore, consists in a spoke-socket having a base-piece and projecting lips, between which is formed a dowel-pin directly over the center of the socket, thereby giving greater strength to the pin, and preventing the liability of its becoming bent or broken from the usual jarring motion of the wheel.

My invention also consists in providing the socket with suitable holes, in connection with a wedge, the same being forced into the end of the spoke through said holes to compress outwardly the fibers of the wood, and thereby making a much tighter connection.

In the drawings, A represents the socket, the interior of which is slightly tapering, so that the end of the spoke D, when inserted,

will be compressed and held much firmer therein. This socket A has near its lower end holes *a*, through which a slightly-tapering wedge, *c*, is inserted into the end of the spoke D after the same has been inserted into the socket, the purpose of which is to compress outwardly the fibers of the wood, and thereby make a perfectly tight and secure connection between the socket and spoke. The base-piece B, upon which the socket is formed, has projecting lips *b*, which embraces the sides of the felly E. Between these projecting lips *b* is formed a dowel-pin, *d*, directly over the center of the socket, making the pin much stronger than if formed upon the ends of the base-plate, thus making a single pin answer the purpose of two, thereby greatly strengthening the felly, and entirely dispensing with screw-bolts and nuts, as has been required heretofore.

Having thus described my invention, what I claim as new, and desire to secure by Letters Patent, is—

1. The socket A, provided with the openings *a* and the wedge *c*, combined substantially as and for the purpose described.
2. The spoke-socket A, provided with openings *a*, base B, projecting lips *b*, dowel-pin *d*, combined with the wedge *c*, as specified.

In testimony that I claim the above I have hereunto subscribed my name in the presence of two witnesses.

MYRON GLASSBROOK.

Witnesses:

H. RANSOM COLSON,
OSCAR EDWARDS.