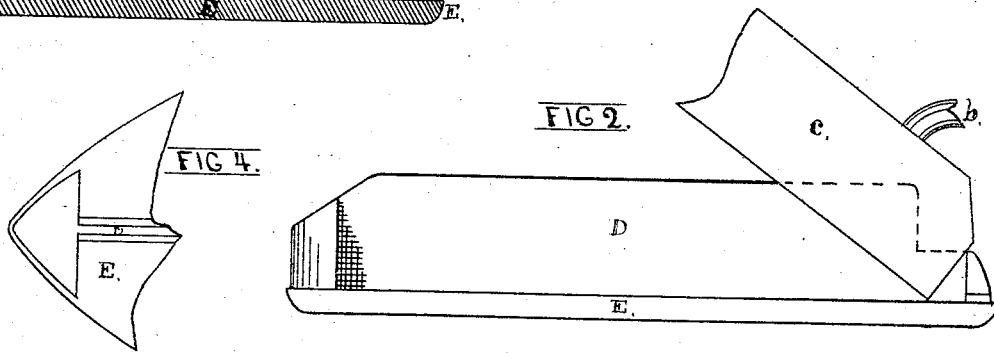
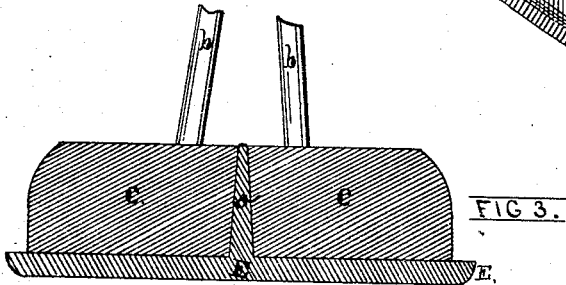
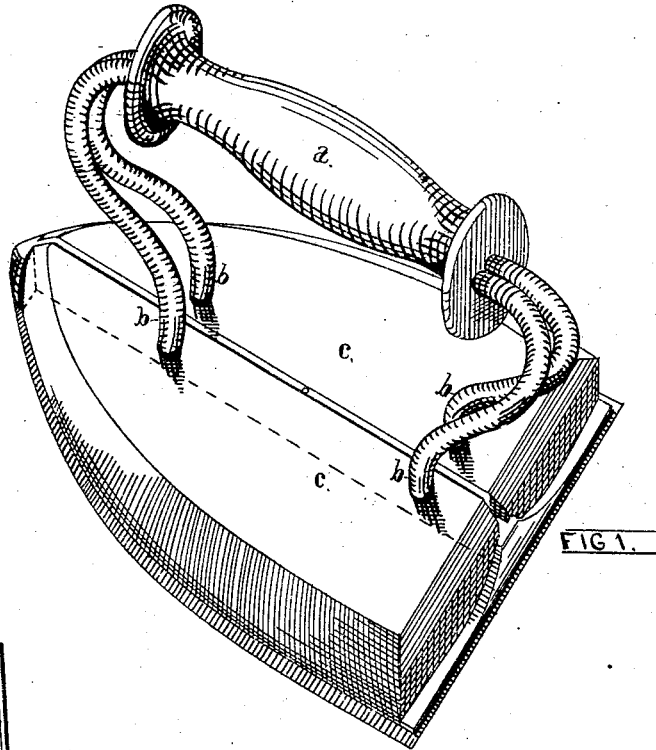


J. M. WHITING.

Sad-Iron.

No. 160,068

Patented Feb. 23, 1875.



WITNESSES.

Walter Haber
Edgar D. Merrill

INVENTOR.

James M. Whiting

UNITED STATES PATENT OFFICE.

JAMES M. WHITING, OF PROVIDENCE, RHODE ISLAND, ASSIGNOR OF ONE-HALF HIS RIGHT TO WALTER TABER, OF ACUSHNET, MASSACHUSETTS.

IMPROVEMENT IN SAD-IRONS.

Specification forming part of Letters Patent No. **160,068**, dated February 23, 1875; application filed December 4, 1874.

To all whom it may concern:

Be it known that I, JAMES M. WHITING, of the city and county of Providence, in the State of Rhode Island, have invented a new, useful, and Improved Sad-Iron; and I do declare that the following is a full, clear, and exact description of the same, reference being had to the annexed drawings, making a part of this specification, in which—

Figure 1 is the perspective view; Fig. 2, a lateral view of the shoe to which the iron is attached. Fig. 3 is the end view, and Fig. 4 the point of the shoe.

In Fig. 1, *a* represents a cast-iron handle, and *b b b b* four steel springs, which enter the handle *a* in close proximity to each other, and diverge to the point of their entering the irons *c c*, constituting a spring sufficient to hold the shoe E firmly while in use. D represents the

horizontal center-piece of the shoe E, as seen in Fig. 2, which is clasped by the irons *c c* and held by the springs, as above described.

The irons *c c* being pressed onto said center-piece, the iron is detached from the shoe by pressing on the heel of the same and raising the toe, as seen in Fig. 2.

What I claim as new, and desire to secure by Letters Patent, is—

The iron *c c*, divided in two parts horizontally, from heel to point, the steel springs *b b b b*, and the handle *a*, the horizontal center-piece D, formed on the shoe E, combined substantially as and for the purposes described.

JAMES M. WHITING.

Witnesses:

EDGAR D. BURRILL,
WALTER TABER.