

R. H. HOFFMAN.

Bill-File.

No. 160,323.

Patented March 2, 1875.

Fig. 1.

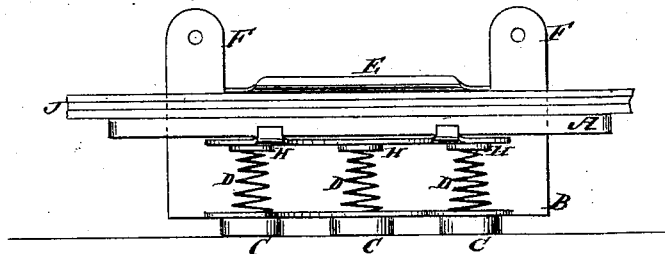


Fig. 2.

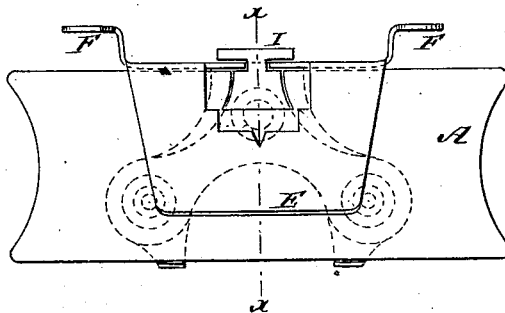
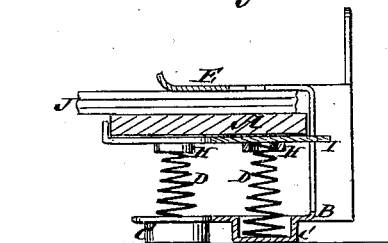


Fig. 3.



WITNESSES:

E. Wolff
A. J. Terry

INVENTOR:

R. H. Hoffman
BY *Mumford*
ATTORNEYS.

UNITED STATES PATENT OFFICE.

RICHARD H. HOFFMAN, OF KEYSER, WEST VIRGINIA.

IMPROVEMENT IN BILL-FILES.

Specification forming part of Letters Patent No. **160,323**, dated March 2, 1875; application filed January 25, 1875.

To all whom it may concern:

Be it known that I, RICHARD H. HOFFMAN, of Keyser, in the county of Mineral and State of West Virginia, have invented a new and useful Improvement in Paper-Files, of which the following is a specification:

This invention relates to a new and useful improvement in files for keeping and preserving papers of various kinds, as bills, deeds, notes, receipts, &c., and to be used for all the purposes for which it is adapted; and it consists in a spring-file constructed substantially as hereinafter described.

In the accompanying drawing, Figure 1 represents a front view of the file. Fig. 2 is a top view. Fig. 3 is a vertical section of Fig. 2, taken on the line *x x*.

Similar letters of reference indicate corresponding parts.

This file may be made of either metal or wood; but in this example of my invention it is made partly of wood and partly of sheet metal.

A is the table of the file, which is made of wood. B is the bed or bottom, having three or more cups, C, in which cups are placed conical spiral springs D, which bear upward against the table A with a constant pressure. The bed B extends back of the springs, and is bent upward at right angles with the cups C, and then it is bent forward and forms the top plate E of the file, against which the table bears when the file is empty. F F are ears,

which are connected with the bed B, and extend up above the top plate E, having holes therein, which allow the file to be suspended on the wall. Ordinarily the file will rest upon the desk or writing-table, standing on the cups, as seen in Fig. 1. G is a piece corresponding in form with the lower portion or base of the bed, (represented in dotted lines in Fig. 2,) which is attached to the under side of the table A, having shallow cups H for confining the upper ends of the springs D. This plate carries on its back edge a cross, I, which works in a slot in the upright portion of the bed, and holds the table A in position. J represents the papers filed, which are introduced between the table and the top plate E, as seen in the drawing.

This file is designed to hold the papers so that any heading may appear to indicate the contents, and so that one or more papers may be removed without disturbing those not wanted.

Having thus described my invention, I claim as new, and desire to secure by Letters Patent—

The table A, bed B C, springs D, plate E, and plate G H, having cross I, all constructed and put together in the manner described to form a paper-file.

RICHARD H. HOFFMAN.

Witnesses:

M. S. TILLSON,
E. C. TILLSON.