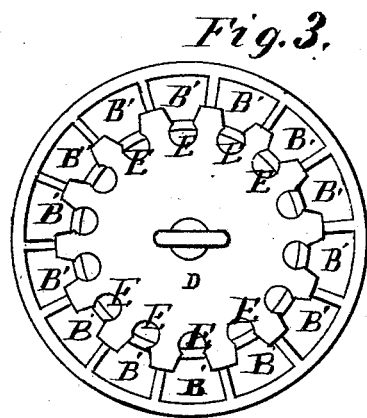
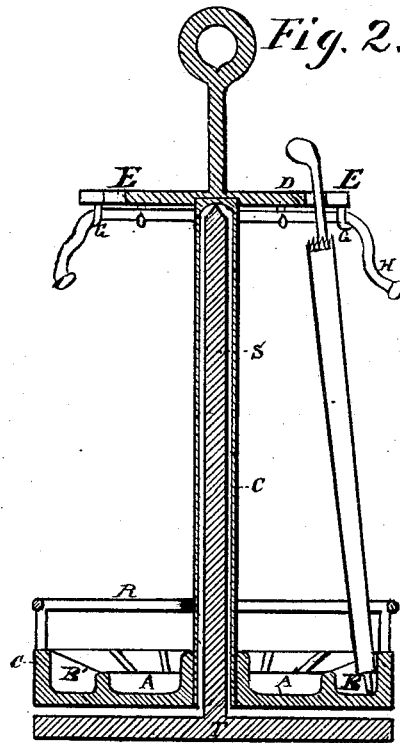
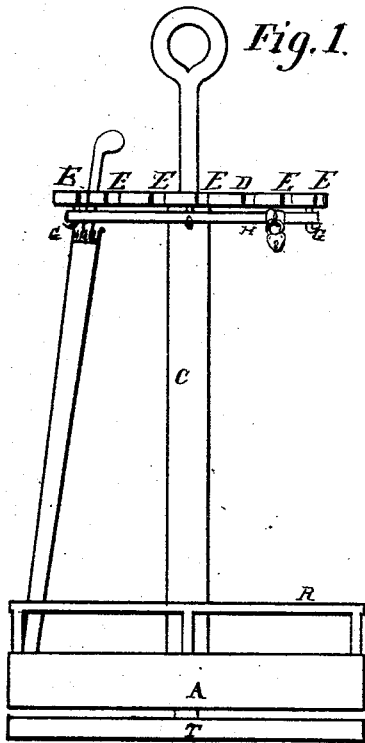


L. E. LADD.

Stand for Holding Umbrellas, &c.

No. 160,339.

Patented March 2, 1875.



Witnesses.

Steph. M. W. M. W.
John B. Devore

Inventor.

Leonard E. Ladd

UNITED STATES PATENT OFFICE.

LEONARD E. LADD, OF PHILADELPHIA, PENNSYLVANIA.

IMPROVEMENT IN STANDS FOR HOLDING UMBRELLAS.

Specification forming part of Letters Patent No. **160,339**, dated March 2, 1875; application filed May 6, 1874.

To all whom it may concern:

Be it known that I, LEONARD E. LADD, of the city and county of Philadelphia, and State of Pennsylvania, have invented a new and useful Stand for Holding Umbrellas and Parasols; and I do hereby declare the following to be a full, clear, and exact description thereof, reference being had to the accompanying drawing and letters of reference marked thereon.

This invention consists in a base formed with a basin or chambers, in which the lower ends of the umbrellas or parasols rest, combined with a pillar bearing a frame for supporting and holding the upper portions of the umbrellas, so that they stand securely in an inclined position, with the upper ends leaning toward the center, and with a clasp by which the umbrellas can be securely locked in the stands; the entire apparatus being arranged on a central pivot or axis, on which it may be easily rotated, either to display or to afford easy access to the umbrellas contained in it.

Figure 1 shows an elevation; Fig. 2, a vertical section; Fig. 3, a plan.

The same letters of reference apply to the same parts in the several figures.

A represents a basin or base, having a continuous groove, B, or depression B' formed near the rim. C is a hollow column fixed centrally in the base A. D is a frame or plate fastened to the column C, formed with notches E, into which the handles or sticks of the umbrellas lean, said notches being of such a width

that while the sticks can easily stand in them the tips or ribs and covered part of the umbrella cannot be drawn up into them. Under the frame or plate D is a series of hooks, G, which support the jointed clasp or girdle H. The clasp H, when closed and locked, embraces the handles of the umbrellas above the tips of the ribs, so that they cannot be withdrawn from the stand. The whole is mounted upon a vertical spindle, S, inserted in a base, T, upon which it is rotated. A fender of wire, R, serves to prevent the umbrellas being withdrawn by lifting them from the base A. The frame D may be made of wires, or by casting, or from plate metal or wood. When the stand is to be used only for displaying goods on sale, a base of wire-work may be substituted for the base A.

I am aware that revolving stands for holding brooms have been made, in which the upper ends of the brooms were inclined outward and retained in position by springs. This I distinctly disclaim, the object of my invention being to dispense with springs; but

What I claim as my invention, and desire to secure as such by Letters Patent, is—

The girdle H and hooks G, in combination with the notched plate D for fastening umbrellas in the rack, as set forth and described.

L. E. LADD.

Witnesses:

JOHN B. DEVINE,
FRANK F. THOMPSON.