

L. D. BERRY.  
Platform-Scales.

No. 160,381

Patented March 2, 1875.

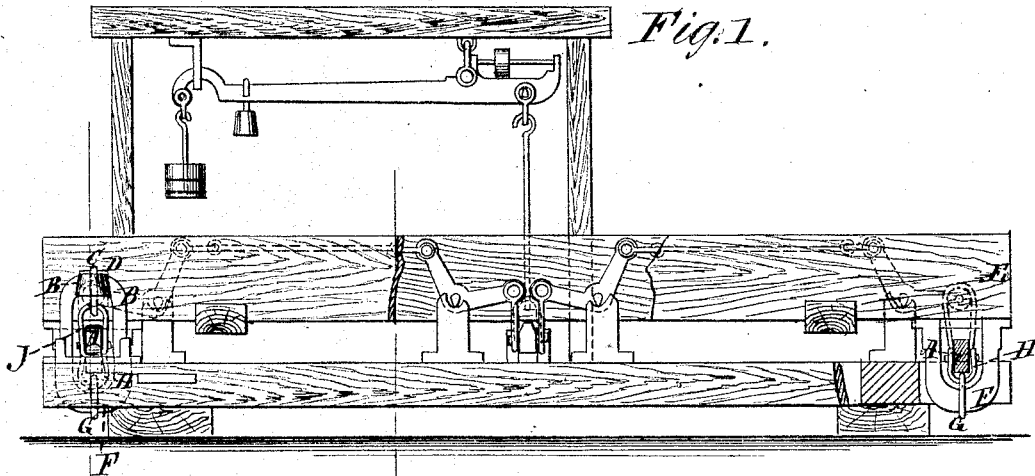


Fig. 1.

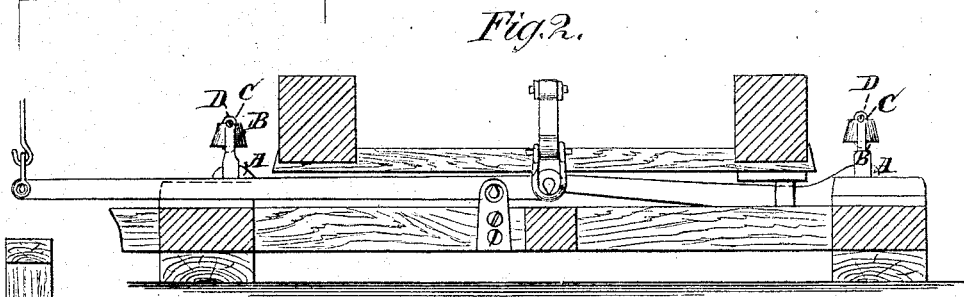


Fig. 2.

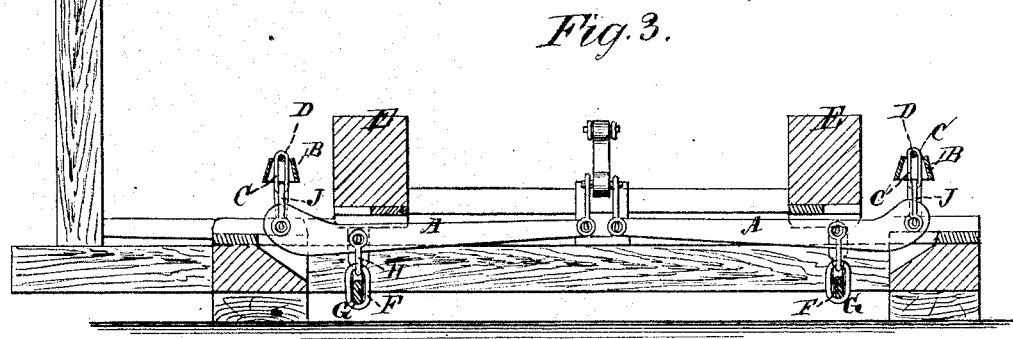


Fig. 3.

Witnesses:

*John Becker.*  
*C. Sedgwick*

Inventor:

*L. D. Berry*

PER *Munnell*  
Attorney.

# UNITED STATES PATENT OFFICE.

LUTHER D. BERRY, OF MOLINE, ILLINOIS, ASSIGNOR OF ONE-HALF HIS  
RIGHT TO GEORGE M. SARGENT, OF DES MOINES, IOWA.

## IMPROVEMENT IN PLATFORM-SCALES.

Specification forming part of Letters Patent No. **160,381**, dated March 2, 1875; application filed  
December 10, 1874.

*To all whom it may concern:*

Be it known that I, LUTHER D. BERRY, of Moline, in the county of Rock Island and State of Illinois, have invented a new and Improved Platform-Scales, of which the following is a specification:

My invention consists of an improved arrangement of the suspending-gear for the levers, also for the platform-sticks, whereby both lateral and longitudinal vibration of the parts is afforded, so that in case the supporting devices or the foundation settles at one corner the sensitiveness of the scale will not be affected by any binding or cramping of the parts, as in the case of the suspending-gear being only capable of vibration in one direction.

Figure 1 is a side elevation of my improved scale, with some parts broken out. Fig. 2 is a transverse section taken on the line *xx* of Fig. 1, and Fig. 3 is a transverse section taken on the line *yy* of Fig. 1.

Similar letters of reference indicate corresponding parts.

I propose to suspend the levers A from the arches B by links C, or it may be eyebolts or any equivalent device connecting at the lower ends with the yokes J, connected to the levers, said links passing up through the arches to the top, and having cross-pins D lying on the top pass through them or the eyebolts, as the case may be, the said arches being provided with such vertical holes for the purpose, and said holes are flaring from the top downward, so as to allow the links or other devices to swing either in the lengthwise

direction of the levers or laterally thereto, so that the levers have liberty to move horizontally in any direction within a considerable range. And for suspending the platform-sticks E on these levers A by the inverted arches F on their under sides I propose to connect them to the levers by links G, slipped on the arches over one end before they are attached, and connected with the yokes H, which are pivoted to the levers, whereby I get the same power to vibrate in all directions horizontally, or I may have the same arrangement here as above described for the suspension of the levers.

By these arrangements the scale is much less liable to be defective or uncertain in operation by reason of the binding or cramping of the gear, so common to scales from settling, or by the binding or wedging of the platform between the beams or walls of the foundation by small pieces, which, owing to these free lateral movements, can always be readily disengaged.

Having thus described my invention, I claim as new and desire to secure by Letters Patent—

The combination, with the levers A A and platform-sticks E E of a platform-scale, of the arches B B and F F, links C C and G G, pins D D, and yokes H H and J J, all constructed and arranged substantially as and for the purposes herein set forth.

LUTHER D. BERRY.

Witnesses:

J. T. BROWNING,  
W. J. ENTRIKIN.