

J. MENEGAY.
Watch-Case Spring.

No. 160,610.

Patented March 9, 1875.

Fig. 1.

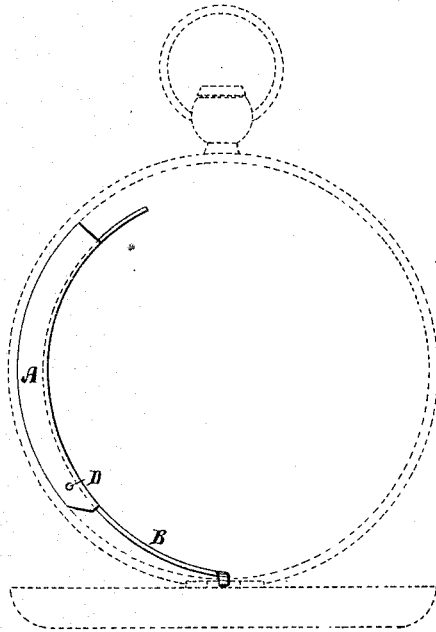


Fig. 2.

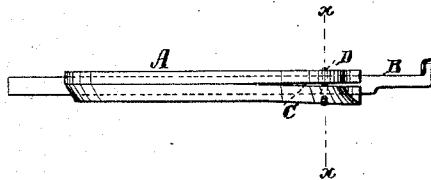
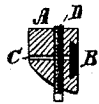


Fig. 3.



WITNESSES:

A. Pennington
A. F. Terry

INVENTOR:

Jules Menegay
BY *mmu*
ATTORNEYS.

UNITED STATES PATENT OFFICE.

JULES MENEGAY, OF BROOKLYN, NEW YORK.

IMPROVEMENT IN WATCH-CASE SPRINGS.

Specification forming part of Letters Patent No. **160,610**, dated March 9, 1875; application filed January 18, 1875.

To all whom it may concern:

Be it known that I, JULES MENEGAY, of Brooklyn, Kings county, New York, have invented a new and Improved Watch-Case Spring, of which the following is a specification:

My invention consists of the watch-case spring, made of uniform thickness throughout its length, and fitted in a dovetail groove in the inner face of a section of the rim of the case, which is split for a short distance from one end, and provided with a clamp-screw for pinching the split parts upon the edges of the spring, so as to hold it at any point, by which the spring can be shifted to any needed extent for adjusting it to the case after the spring-holder has been fixed in the rim of the case, and can thereby be adjusted more accurately than the common springs having an enlarged end portion with a number of holes for shifting it along the fastening-screw can be.

In the drawing, Figure 1 is a plan view of my improved watch-spring and holder, together with dotted lines indicating the rim and cover of the case. Fig. 2 is a side elevation; and Fig. 3 is a cross-section on the line *xx*, Fig. 2.

Similar letters of reference indicate corresponding parts.

A represents the portion of the rim of the case forming the spring-holder. It has a dovetailed groove in its inner wall adapted to receive the spring B in it, and it is split for a

portion of its length from one end at C, and has the clamp-screw D screwing through it to clamp the spring edgewise, as represented in Fig. 3, and hold it fast, so that by relaxing the pressure the spring may be shifted along to any extent that may be required for adjusting the end to the cover, whereas in the old arrangement the adjustment is controlled by the holes through the shank of the spring, which cannot always be so as allow the spring to be right. Moreover, by this plan the spring can be made of a single flat piece of watch-spring, or the like, which is much cheaper than the old springs, which have to be forged or hammered out from a piece thick enough to have the holes for the fastening-screw.

This improvement is applicable for the catch to fasten the cover, as well as for raising the cover, and I propose to apply it thereto.

Having thus described my invention, I claim as new and desire to secure by Letters Patent—

The watch-case spring, made of uniform thickness, or thereabout, throughout its entire length, in combination with a portion, A, of the case-rim, having the dovetail groove in the inner face of the spring, and being split, as at C, and provided with the clamping-screw, substantially as specified.

JULES MENEGAY.

Witnesses:

T. B. MOSHER,
ALEX. F. ROBERTS.