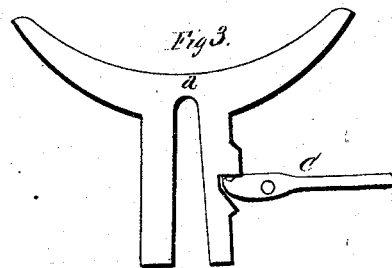
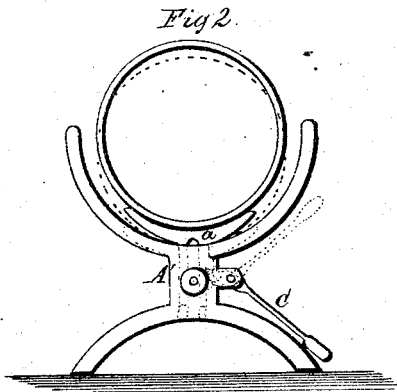
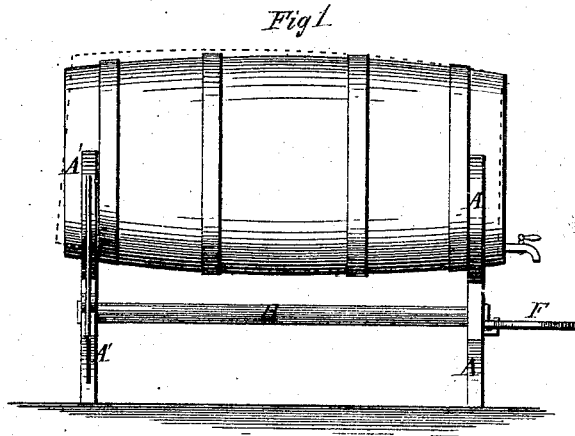


C. F. RIGBY.
Rack for Barrels.

No. 160,716.

Patented March 9, 1875.



WITNESSES.

*William Garner,
Chas W Leonard*

INVENTOR.

*Clark F Rigby
per J. W. Lehmann
att'y*

UNITED STATES PATENT OFFICE.

CLARK FREE RIGBY, OF NEWCASTLE, PENNSYLVANIA.

IMPROVEMENT IN RACKS FOR BARRELS.

Specification forming part of Letters Patent No. **160,716**, dated March 9, 1875; application filed January 29, 1875.

To all whom it may concern:

Be it known that I, CLARK FREE RIGBY, of Newcastle, in the county of Lawrence and State of Pennsylvania, have invented certain new and useful Improvements in Supports or Racks for Casks or Barrels; and I do hereby declare the following to be a full, clear, and exact description of the invention, such as will enable others skilled in the art to which it pertains to make and use it, reference being had to the accompanying drawings, which form part of this specification.

My invention relates to an improvement in supports or racks for casks or barrels; and consists in the combination and arrangement of parts that will be more fully described hereafter, whereby a support or rack for barrels, casks, or kegs is formed, which rack is provided with a suitable elevating device at one end, for the purpose of raising that end of the barrel, so as to cause the fluid to flow down to the end in which the faucet is placed.

The accompanying drawing represents my invention.

A A' represent the supportors, and B a rod connecting the two together. The upper part of the supportors form a segment of a circle, into which the barrel or cask is placed, and is thus supported in front and rear in a horizontal position. The rear supporter A' has a recess made vertically through it for the admission of a similarly-formed piece, *a*, which en-

ters into this recess, and which piece can be raised up by means of lever C, pivoted to the side of the support, so that when the flow of the barrel ceases, the rear end may be raised upward sufficiently far to cause the fluid to flow down to the faucet. A suitable table or shelf, F, for the measures to be placed upon is pivoted to the front supporter, and may be pushed back or drawn forward, as desired.

The rack may be constructed of any kind of material, such as iron, iron and wood, or exclusively of wood, and may be suited in dimension to different purposes. Or one supporter may be used, when more convenient on account of space, or for other causes; but in this case an addition to the legs is required, so as to make it self-supporting.

Having thus described my invention, I claim—

1. The combination of the two supports A A', connecting-rod B, piece *a*, and operating-lever C, substantially as shown and described.

2. The support A for the front end of the barrel, provided with a pivoted swinging stand, F, for the support of the measure, substantially as set forth.

In testimony that I claim the foregoing I have hereunto set my hand.

CLARK FREE RIGBY.

Witnesses:

SYLVESTER PARK,
THOMAS McCLEARY.