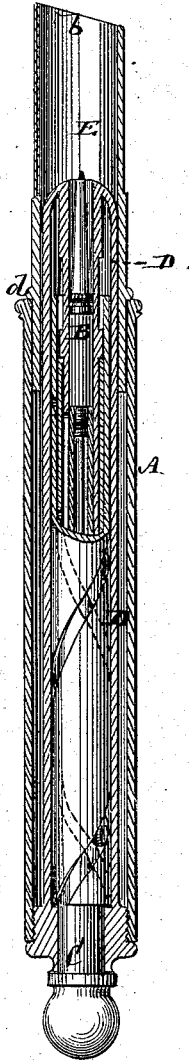


G. W. MABIE.  
Pen and Pencil Case.

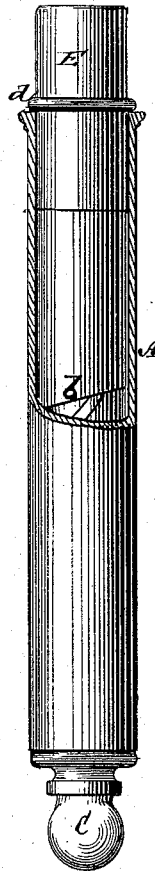
No. 160,924.

Patented March 16, 1875.

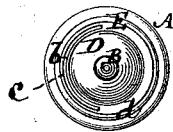
*Fig. 1.*



*Fig. 2.*



*Fig. 3.*



Witnesses  
*John Pecker*  
*Fred Haynes*

*G. W. Mabie*  
*By his Attorneys*  
*Rowntree & Allen*

# UNITED STATES PATENT OFFICE.

GEORGE W. MABIE, OF BROOKLYN, NEW YORK.

## IMPROVEMENT IN PEN AND PENCIL CASES.

Specification forming part of Letters Patent No. **160,921**, dated March 16, 1875; application filed February 19, 1875.

*To all whom it may concern:*

Be it known that I, GEORGE W. MABIE, of the city of Brooklyn, in the county of Kings and State of New York, have invented a new and useful Improvement in Pen and Pencil Cases; and I do hereby declare that the following is a full, clear, and exact description of the same, reference being had to the accompanying drawing forming part of this specification, and in which—

Figure 1 represents a longitudinal sectional view, upon an enlarged scale, of a pen and pencil case, with a detachable pen-holding sleeve in position for the use of the case as a pen-holder; Fig. 2, a partly sectional view of the same when the detachable pen-holding sleeve is reversed for the use of the article as a pencil-case, and so that said sleeve serves to stiffen or steady the pencil movement in accordance with my invention. Fig. 3 is a front end view of the pen and pencil case with the parts in the position represented in Fig. 1.

This invention relates to pen and pencil cases fitted either with a screw movement, or with what is known as the "magic movement," which generally consists of straight and spirally-slotted tubes arranged one within the other, and studs working in the slots thereof, so that by pulling out one of the inner tubes, which is an extension one, not only is the lead-holder, when it is required to use the pencil, projected beyond the end of said tube, but the latter is also extended to give additional length to the pencil-case.

Such magic movement has been made bodily detachable and reversible, relatively to the case, to operate either the pen or pencil from opposite ends; but with such my invention does not concern, inasmuch as in my arrangement, which is much stronger and more durable, it is only the pencil which is operated by the movement, whether a screw or magic one, and both the pen and pencil, when in use, occupy the same relation with the ends of the case.

The invention consists in a reversible pen-holder sleeve or ferrule, in combination either with a screw or magic pencil movement, the former being inserted at the pencil end of the

case, and entering the case outside of or over the pencil movement.

This essentially differs from those arrangements using either a screw or a magic movement, in which the pen, instead of being reversed, slides out over the pencil, and my improvement is much more compact, firm, and solid than is attainable by such previous constructions.

In the accompanying drawing, A is the outer shell or case, containing the magic movement which operates a pencil-holder, B, and of which C is the extension-tube, and D the stationary outer tube, the pencil-holder being projected forward by pulling backward the extension-tube, or the pencil-holder being drawn inward at the one end of the case by forcing inward, or in a reverse direction, the extension-tube from the opposite end of the case, as in other pen and pencil cases employing the magic movement, which there is no necessity here to further describe.

In the present instance, however, the stationary outer tube D is extended beyond the forward end of the outer case A, and is of sufficiently less diameter to receive over it and between it and the outer case a reversible pen-holder, E, formed of a sleeve, ferrule, or tube, the one end, *b*, of which is constructed with a curved slot, *c*, to hold the pen. A head, *d*, nearer the opposite end of said holder, serves to arrest the latter when inserted either end foremost in the outer case and over the pencil movement.

Such reversible pen-holder in nowise interferes with the compactness of the pen and pencil case, but rather adds to it, all things considered, the same forming an extended holder for the pen when projected as in Fig. 1; but only a contracted projection, or no projection at all, beyond the forward end of the tube D, when reversed as in Fig. 2, to shut the pen within the case, and when the pencil is required to be used. Furthermore, and which is very important in connection either with a screw or with a magic movement for operating the pencil from one and the same end of the case as the pen is used, said pen-holder, entering within the outer case and over the pencil movements, adds

very materially to the firmness of the latter and solidity of the whole structure.

I claim—

The combination, with the pencil movement, of the reversible pen-holder E, inserted at the pencil end of the outer case A, and entering the latter outside of or over the pencil

movement, substantially as shown and described.

GEO. W. MABIE.

Witnesses:

HENRY T. BROWN,  
VERNON H. HARRIS.