

DESIGN.

D. A. KIMBARK.
CARRIAGE STEPS.

No. 9,457.

Patented Aug. 22, 1876.




Fig. 1

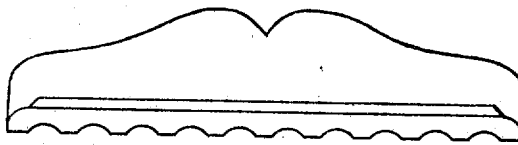


Fig. 2

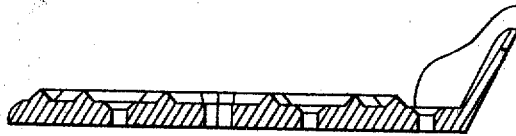


Fig. 3

Witnesses:

J. H. Shannon
Clara Broughton.

Danl. A. Kimbark

Inventor:

By Atty.
John S. Early

UNITED STATES PATENT OFFICE.

DANIEL A. KIMBARK, OF CHICAGO, ILLINOIS, ASSIGNOR OF ONE-HALF HIS
RIGHT TO GEORGE W. DAILEY, OF NEW HAVEN, CONNECTICUT.

DESIGN FOR CARRIAGE-STEPS.

Specification forming part of Design No. **9,457**, dated August 22, 1876; application filed July 24, 1876.
[Term of Patent 7 years.]

To all whom it may concern:

Be it known that I, DANIEL A. KIMBARK, of Chicago, in the county of Cook and State of Illinois, have invented a new Design for Carriage-Step; and I do hereby declare the following, when taken in connection with the accompanying drawings, to be a full, clear, and exact description of the same, and which said drawings constitute part of this specification, and represent, in—

Figure 1, a top or face view; Fig. 2, a front edge view; and in Fig. 3, a section on line S S.

This invention relates to a design for carriage-steps, with special reference to the upper surface, the object being to produce the necessary roughened surface, and at the same time an ornamental effect; and consists in the peculiar arrangement of ribs, as shown in the accompanying illustration.

The general outline of this step is of rectangular form. On the surface, near the edge,

a rib runs around, and corresponds to the rectangular shape of the step, producing the appearance of a panel on the surface. Near each angle a segmental rib extends from a rib at the end inward, and to the rib at the side, forming a corner or angle ornament. Within this panel is a figure formed of ribs, in two intersecting heart shapes, and in the center two smaller intersecting heart shapes, as shown in Fig. 1. These ribs are of **A** form, as seen in Fig. 3.

I claim—

The design for carriage-step herein described, consisting of the rectangular panel, with two figures within the panel, each consisting of ribs of two intersecting heart shapes, as shown in the accompanying illustration.

DANIEL A. KIMBARK.

Witnesses:

J. P. THITEGES,
JAMES POWER.