

DESIGN.

D. A. KIMBARK.  
CARRIAGE STEPS.

No. 9,462.

Patented Aug. 22, 1876.




Fig. 1




Fig. 2

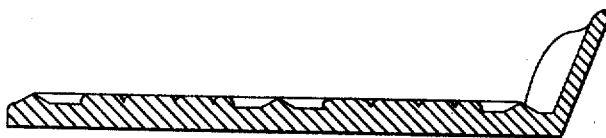


Fig. 3

Witnesses:

*J. H. [Signature]*  
*Clara Broughton.*

*David A. Kimbark*  
 Inventor:

By Atty.  
*Wm. [Signature]*

# UNITED STATES PATENT OFFICE.

DANIEL A. KIMBARK, OF CHICAGO, ILLINOIS, ASSIGNOR OF ONE-HALF HIS  
RIGHT TO GEORGE W. DAILEY, OF NEW HAVEN, CONNECTICUT.

## DESIGN FOR CARRIAGE-STEPS.

Specification forming part of Design No. **9,162**, dated August 22, 1876; application filed July 24, 1876.  
[Term of Patent 7 years.]

*To all whom it may concern:*

Be it known that I, DANIEL A. KIMBARK, of Chicago, in the county of Cook and State of Illinois, have invented a new Design for Carriage-Step; and I do hereby declare the following, when taken in connection with the accompanying drawings, to be a full, clear, and exact description of the same, and which said drawings constitute part of this specification, and represent, in—

Figure 1, a top or face view; Fig. 2, a front edge view, and in Fig. 3 a section on line S S.

This invention relates to a design for carriage-steps, with special reference to the upper surface, the object being to produce the necessary roughened surface, and at the same time an ornamental effect; and consists in the peculiar arrangement of ribs, as shown in the accompanying illustration.

The general outline of the step is of the

shield form. On the surface, and near the edge, a raised rib extends around, forming a panel of corresponding shield shape, within which is a diamond-shaped figure formed by similar ribs intersecting a border at top and bottom, and this diamond figure cut by ribs radiating from the center into four smaller diamond shapes, as shown in the accompanying illustration, the ribs being of **A** shape.

I claim—

The design for carriage-step herein described, consisting of the shield-shape panel, on the upper surface, inclosing a diamond figure, and that cut into smaller diamond forms by radiating bars, as shown in the accompanying illustration.

DANIEL A. KIMBARK.

Witnesses:

J. P. THITEGES,  
JAMES POWER.