

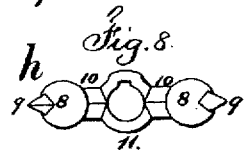

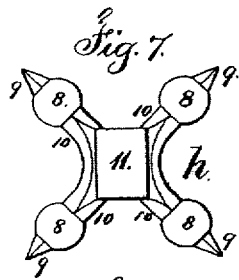
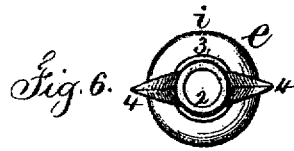
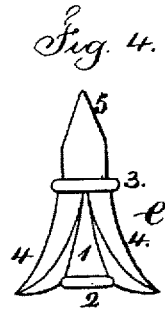
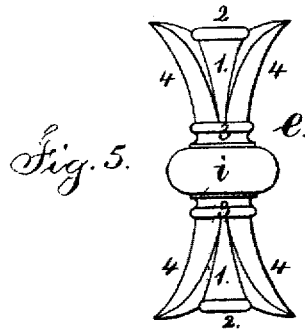


DESIGN.

J. B. WICKERSHAM,  
IRON-FENCES.

No. 9,494.

Patented Sept. 12, 1876.



Inventor

Witnesses

Chas. H. Smith  
Harold Terrell

John B. Wickersham.  
per Lemuel W. Terrell  
att.

# UNITED STATES PATENT OFFICE.

JOHN B. WICKERSHAM, OF PHILADELPHIA, PENNSYLVANIA.

## DESIGN FOR IRON FENCES.

Specification forming part of Design No. 9,494, dated September 12, 1876; application filed April 22, 1876.  
[Term of Patent 7 years.]

*To all whom it may concern:*

Be it known that I, JOHN B. WICKERSHAM, of Philadelphia, in the State of Pennsylvania, have invented or produced a Design for Iron Railings, of which the following is a specification.

In the drawing, Figure 1 represents a portion of a panel of iron railing according to my ornamental design, and the other figures show some of the details in separate views.

The post *a*, rails *b b*, and pickets *c* are of usual character, with the exception of the ornaments applied to the same. The principal ornament made use of consists in a cylindrical body, 1, with rings 2 and 3 at the respective ends, spreading-leaf ornaments 4 4 at opposite sides of such cylinder 1. This ornament is shown in larger size in elevation, and plan view in Figs. 2 and 3, and is marked *e* upon Fig. 1. In some instances the points 4 4 stand upwardly, as in Figs. 2 and 3, and in other instances they point downwardly, as in Fig. 4. This ornament *e* is made double in Figs. 5 and

6, with a ball ornament uniting the parts, as at *i*, or the ball *i* may be used with a single ornament, *e*, at the junction of the rails and pickets. The ornament *h*, shown in larger size in elevation and plan, Figs. 7 and 8, is composed of balls 8, with spike terminations 9 set upon the arms 10, which project from the cylindrical hub 11. These are used upon the pickets, either in pairs or with four points, as illustrated in Fig. 1.

I claim as my invention or production—

1. The design of the ornamental iron fence, as shown in Fig. 1 of the drawing.
2. The design of the ornament *e* for an iron-fence picket, substantially as described and shown.

Signed by me this 21st day of April, A. D. 1876.

JOHN B. WICKERSHAM.

Witnesses:

GEO. T. PINCKNEY,  
HAROLD SERRELL.