
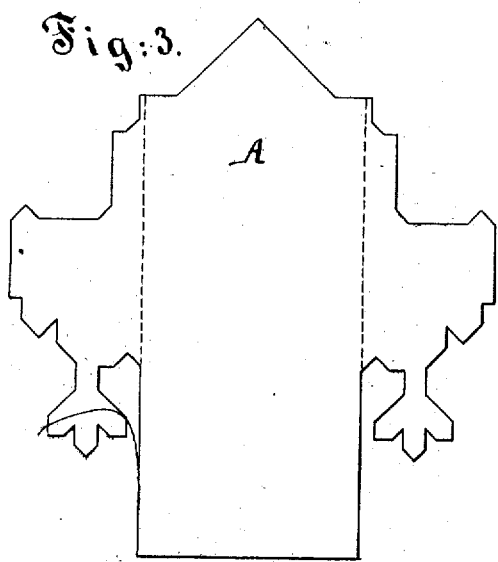
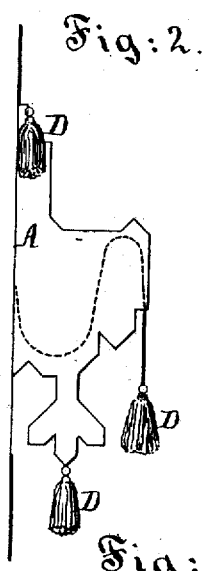
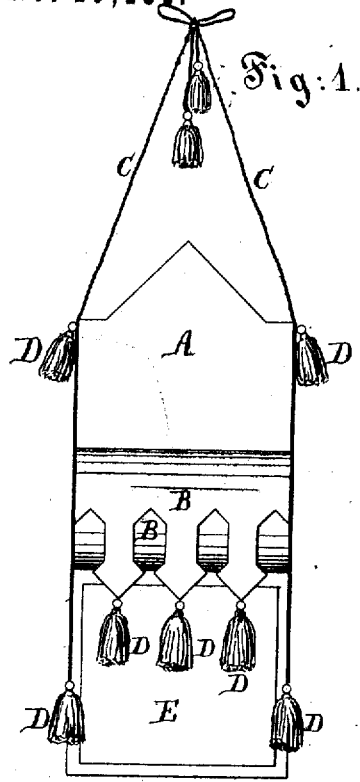


DESIGN.

W. HAMILTON.
MATCH-SAFES.

No. 10,151.

Patented Aug. 14, 1877.



Witnesses:
Bern. S. Vetterlein
J. A. Austin.

Inventor:
William Hamilton
By *Thos. H. How*
Atty

UNITED STATES PATENT OFFICE.

WILLIAM HAMILTON, OF NEW YORK, N. Y., ASSIGNOR TO DREYFUSS & SACHS,
OF SAME PLACE.

DESIGN FOR MATCH-SAFES.

Specification forming part of Design No. **10,151**, dated August 14, 1877; application filed July 27, 1877.
[Term of Patent $3\frac{1}{2}$ years.]

To all whom it may concern:

Be it known that I, WILLIAM HAMILTON, of the city, county, and State of New York, have originated and designed a Pattern for Match-Safes, of which the following is a specification:

Figure 1 is a front view of a match-safe constructed according to my design and pattern. Fig. 2 is a side view of the same. Fig. 3 shows the form of the pattern for the sheet which forms the back and sides of the match-safe. Fig. 4 shows the form of the pattern for the front piece of the match-safe.

My pattern is designed for the formation of a match-safe of perforated card-board by cutting the parts according to the patterns shown in Figs. 3 and 4, and forming them into a match-safe in the form of the design or pattern shown in Figs. 1 and 2.

In making the match-safe I first cut the back and sides A according to the pattern shown in Fig. 3, and also the front piece B according to the pattern shown in Fig. 4. I then form the fold necessary to project the sides at right angles from the back; and having bent the front piece into the form shown in Figs. 1 and 2, I unite the two pieces on the dotted line shown in Fig. 2.

I also trim the edges of the match-safe with colored worsted, or other appropriate thread or material, by hemming the edges, or, rather, overcasting them, as shown in the drawings, and I also attach tassels D, as shown, to the upper corners of the match-safe, and also to

the pendent portions of the parts A and B, as also shown in the drawings. I also prefer to interpose ornamental beads between the tassels and the points to which they are attached, as indicated in the drawings.

A receptacle for matches is formed by the parts A and B above the latter, and between it and the part A.

A piece of sand-paper (shown at E) may, if desired, be attached, with glue or otherwise, to the lower portion of the part A.

Pictures, or other ornaments or inscriptions may be attached to the match-safe thus formed, if desired.

I also attach cords C to the upper corners of the match-safe so formed, to hang it upon the wall, and I prefer to supplement these cords with tassels, as shown in the drawings.

The design I have described furnishes a neat and tasteful match-safe, adapted to be used in situations where a less tasteful one would be objectionable.

I claim as my invention—

The design for a match-safe hereinbefore described, consisting of the parts A and B, united in substantially the form described and shown, and trimmed with worsted or its equivalent, substantially as hereinbefore set forth.

WILLIAM HAMILTON.

Witnesses:

T. TIMBACKER,
JULIUS GOLDMAN.