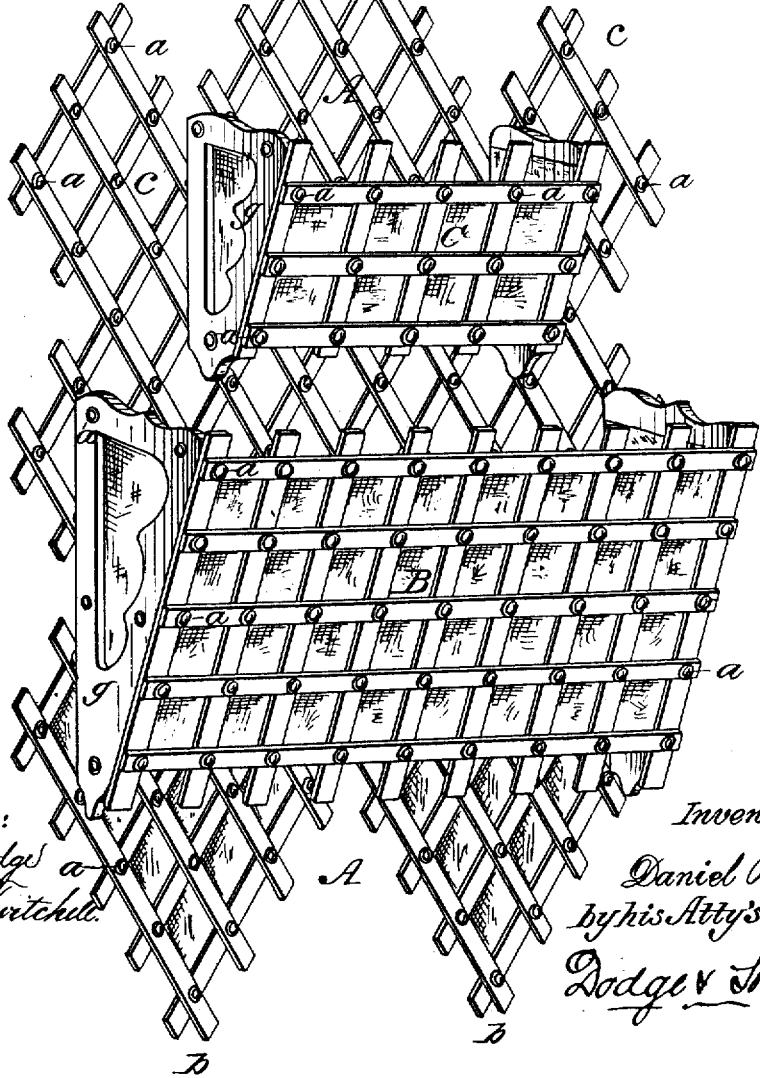
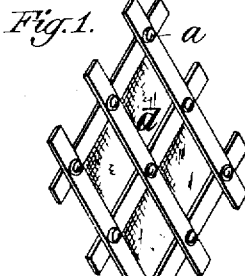
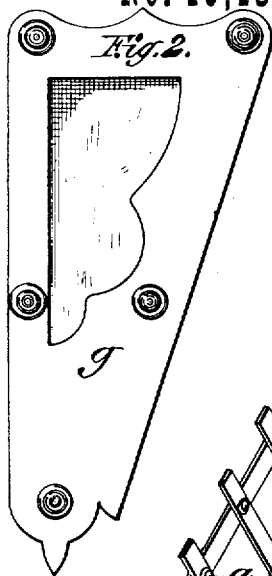


DESIGN.

D. RAUP.
WALL-POCKET.

No. 10,156.

Patented Aug. 14, 1877.



Witnesses:
 Will W. Dodge a
 Donn S. Twitchell.

Inventor:
 Daniel Raup:
 by his Atty's.,
 Dodge & Son

UNITED STATES PATENT OFFICE.

DANIEL RAUP, OF WATSONTOWN, PENNSYLVANIA, ASSIGNOR OF ONE-HALF HIS RIGHT TO DAVID CLINE, OF SAME PLACE.

DESIGN FOR WALL-POCKETS.

Specification forming part of Design No. **10,156**, dated August 14, 1877; application filed May 16, 1877.
[Term of Patent $3\frac{1}{2}$ years.]

To all whom it may concern:

Be it known that I, **DAVID RAUP**, of Watsonstown, in the county of Northumberland and State of Pennsylvania, have invented a certain new and original Design for a Wall-Pocket for Paper, &c., of which the following is a specification:

Figure 1 represents a perspective view of my pocket; Fig. 2, a side elevation of one of the end pieces of the pockets proper; Fig. 3, an enlarged sectional view of one of the strips of molding or beading used in the construction of the pockets.

A represents a flat frame-back or body; B, a large pocket attached to the face of the frame near the lower end of the same, and C a similar pocket of smaller size attached to the face of the frame above the large pocket.

The frame consists of a series of strips of narrow wooden beading or molding, crossed in such manner as to form diamond-shaped figures or meshes between them, and ornamented at their points of intersection by the fancy-headed nails *a*. The length and arrangement of the strips is preferably such as to produce the two points *b* below the large pocket, the diamond-shaped projections *c* at the ends of the small pocket, and the diamond-shaped point *d* at the upper end of the frame above the upper pocket; but the length of the sticks may be varied, and the outer line of the frame modified.

The pockets proper, B and C, consist each of two wooden end pieces or brackets, *g*, having central openings of ornamental form made through them, and of a front face composed

of strips crossed, and ornamented by fancy nails to correspond with the frame or back.

The strips forming the front of the pockets may be arranged to present a diamond figure of mesh like that of the frame; but a more pleasing appearance is presented by giving them the square figure, as represented in the drawing. The end pieces of the pockets are ornamented with ornamental nails to correspond in style with the other parts.

Inside the face and ends of the pockets B C, and behind the projecting points of the frame, I place a background of colored cloth, paper, or leather, which shows through between the strips or slats; but this background may be omitted.

What I claim is—

1. The design for a wall-pocket, consisting of the series of slats crossed and ornamented by the fancy nails, as shown and described.

2. The design consisting of the slatted frame A and the pockets B C, with slatted fronts located thereon, as shown.

3. The design for the front of the pocket or receptacle B of a wall-pocket, consisting of the crossed slats, the ornamental nails, and the internal background, as shown.

4. The design for the end of a wall-pocket, consisting of the board or bracket having the central opening and its background, and the external nails.

DANIEL RAUP.

Witnesses:

THOMAS BARR,
L. I. DELATE.