

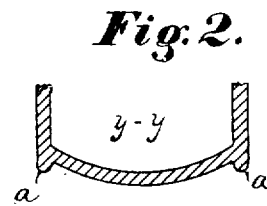
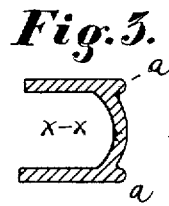
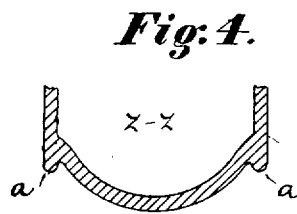
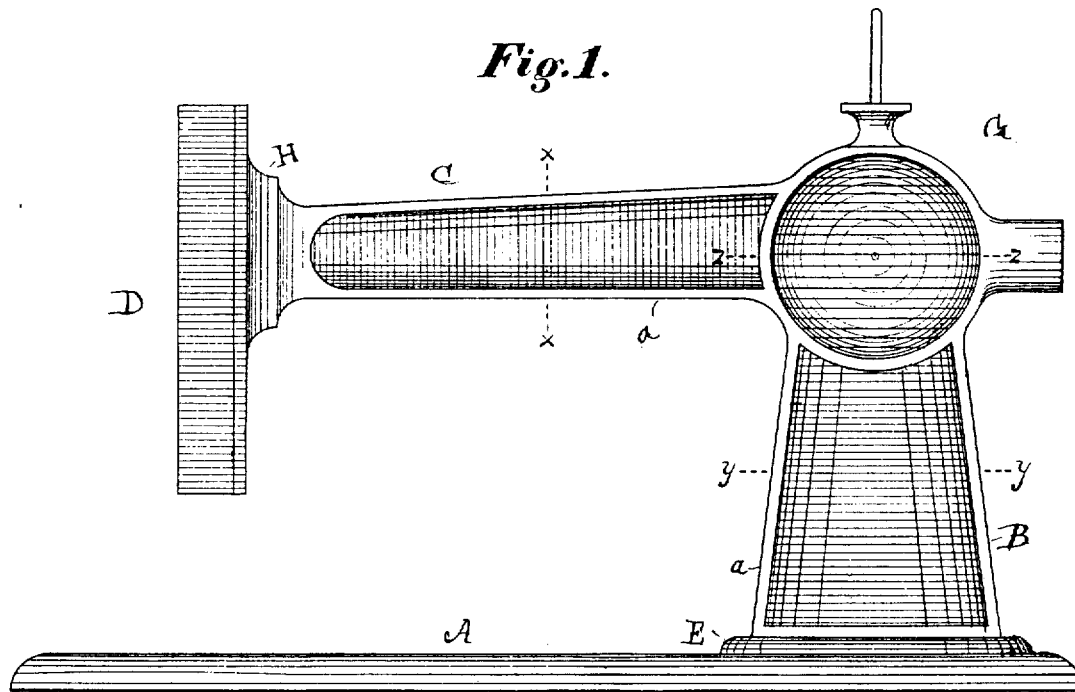
DESIGN.

G S. DARLING.

Sewing-Machine Bracket-Arm.

No. 10,764.

Patented Aug. 6, 1878.



**Witnesses:**  
 Ford R Smith  
 A. M. Munday

**Inventor:**  
 Geo. S. Darling  
 by Munday & Stewart  
**Attorneys.**

# UNITED STATES PATENT OFFICE.

GEORGE S. DARLING, OF CHICAGO, ILLINOIS, ASSIGNOR TO WILSON SEWING MACHINE COMPANY, OF SAME PLACE.

## DESIGN FOR SEWING-MACHINE BRACKET-ARM.

Specification forming part of Design No. **10,764**, dated August 6, 1878; application filed July 22, 1878.  
[Term of patent 14 years.]

*To all whom it may concern:*

Be it known that I, GEORGE S. DARLING, of Chicago, in the county of Cook and State of Illinois, have originated and designed a Bracket-Arm for Sewing-Machines, of which the following is a full, clear, and exact description, reference being had to the accompanying drawing, making part of this specification.

The nature of my design is fully represented in the accompanying drawing, to which reference is made, and in which—

Figure 1 is a front elevation; Fig. 2, a broken section on line *yy* of Fig. 1; Fig. 3, a similar section on line *xx* of Fig. 1; and Fig. 4, a similar section on line *zz* of Fig. 1.

These several sections are not taken entirely through; but it may be remarked that the contour of the back of the object is in fact the same in practice as the front, with the exception that the upright standard at the right is cut away, or provided at the back with a removable slab or part in order to permit access to the hollow interior.

A is the bed-plate, rounded at the edge. B

is the upright standard, made hollow. C is the horizontal arm, and D the needle-bar head. E is a circular base for the standard.

It will be noticed that the standard and arm are somewhat tapered. They are also of a somewhat square appearance in cross-section, owing to the corner beading *aa*. Within this beading, however, the vertical portions or sides of standard and arm are rounded from bead to bead on the front and back sides, as clearly indicated in the drawing. At the juncture of the standard and arm is a circular medallion, G, rounded out hemispherically, as indicated in section at Fig. 4. At the joining of the arm and head D is a suitable swell or molding, H.

I claim—

The design for sewing-machine head having the characteristics substantially as shown and described.

GEO. S. DARLING.

Witnesses:

W. E. WILSON,  
JOHN W. MUNDAY.